RELIABLE SINCE 1921

583 San Ysidro Road
Santa Barbara, CA 93108-2124

Phone: 805.969.2271
Email: info@montecitowater.com
Web: montecitowater.com

Board of Directors
Brian Goebel, President
Cori Hayman, Vice President
Kenneth Coates, Director
Tobe Plough, Director
Floyd Wicks, Director

General Manager and Board Secretary
Nick Turner

REGULAR MEETING
of the
BOARD OF DIRECTORS
MONTECITO WATER DISTRICT
583 SAN YSIDRO ROAD, MONTECITO, CALIFORNIA

TUESDAY, NOVEMBER 17, 2026
9:30 A.M.

Attend in Person or Join by Teleconference:
https://www.zoomgov.com/j/1657178566?pwd=vtg2EpooiQ8UpuVw75g9hL6ebhsLfo.1
Webinar ID: 165 717 8566; Passcode: 991482
Tel: (669) 254-5252

AGENDA

1. **CALL TO ORDER, ROLL CALL, DETERMINATION OF QUORUM**

2. **SWEARING IN DIRECTORS**

   A. Oath of Office: Directors Kenneth Coates, Brian Goebel, and Cori Hayman.

3. **PLEDGE OF ALLEGIANCE**

4. **PUBLIC FORUM**

   This portion of the agenda may be utilized by any member of the public to address and ask questions of the Board of Directors on any matter not on the agenda within the jurisdiction of the Montecito Water District. Depending upon the subject matter, the Board of Directors may be unable to respond at this time, or until the specific item is placed on the agenda at a future Board meeting in accordance with the Ralph M. Brown Act.

5. **CONSENT CALENDAR**

   The following items are to be approved or accepted by vote on one motion unless a Board member requests separate consideration:

   *A. Meeting Minutes of October 27, 2026

   *B. Ratification of Disbursements for October 2026

   *C. Investment of District Funds and Cash Position as of October 31, 2026

   *D. Unaudited Financial Report as of October 31, 2026

   * E. Waterworks Reports for October 2026

* Indicates attachment included for this item

*F. Amendment No. 2 to the Agreement for Professional Engineering Consulting Services with Wood Rodgers Inc. for Design-Related Services for the Ladera, East Valley and Lambert Water Main Replacement Project

*G. Adoption of Resolution No. 2337 Amending the District's Conflict of Interest Code and Appendix "A" Thereto

6. BOARD OF DIRECTORS

*A. ACTION ITEM: Election of Board Officers, Appointment of Committee Members and Regional Board Representatives, and Other Organizational Business for 2027

*B. ACTION ITEM: Adoption of 2027 Board and Committee Meeting Calendar

*C. ACTION ITEM: Adoption of Resolution No. 2336 Adopting the Directors' Compensation, Expense Reimbursement, and Benefits Policy for 2027

D. ACTION ITEM: Resolution No. 2338 Recognizing Floyd Wicks for 10 Years of Dedicated Service to the Montecito Water District

*E. INFORMATIONAL: Discussion of Appointment of New Director

7. DISTRICT OPERATIONS AND GENERAL MANAGER REPORTS

*A. ACTION ITEM: Adoption of Ordinance No. 101 Updating Water Use Efficiency Policies and Recommendations in Compliance with AB 1572: Prohibition of Potable Water Use for Nonfunctional Turf

*B. ACTION ITEM: Authorization of Construction Contract Change Order No. 3 with Pacific Hydrotech Corporation for the Terminal Reservoir Seismic Retrofit and Replacement Project

*C. INFORMATIONAL: Update on Development of an Aquifer Storage and Recovery (ASR) Program for the Montecito Groundwater Basin

D. INFORMATIONAL: Continued Discussion of ACWA's Vision for a Water Future and Support from Cal Desal

*E. INFORMATIONAL: Update on the Smart Rebate Program and Discussion of Water Pressure Regulator Rebate

*F. INFORMATIONAL: Customer Relations and Public Information Update

*G. INFORMATIONAL: General Manager Report

8. DISTRICT BUSINESS REPORT

A. None

* Indicates attachment included for this item

9. LEGAL MATTERS

A. Recent and Pending Legal Matters Review – Oral Report

B. CLOSED SESSION: Pursuant to Government Code §54956.9(d)(4) Conference with Legal Counsel – Initiation of Litigation; 2 cases

C. CLOSED SESSION: Pursuant to Government Code §54956.9(d)(1) Conference with Legal Counsel – Existing Litigation, Montecito Water District v. Miradero LLC, Santa Barbara Superior Court Case No.26CV00403

D. CLOSED SESSION: Pursuant to Government Code §54956.9(d)(2) Anticipated Litigation – 1 case.

E. CLOSED SESSION: Pursuant to Government Code §54956.8 Conference with Real Property Negotiators

Property: 2770 Bella Vista Drive
Agency Negotiator: Nicholas Turner, General Manager
Negotiating Parties: District and Potential Buyers
Under Negotiation: Price and Terms of Payment

F. CLOSED SESSION: Pursuant to Government Code Section 54957(b)(1) (Personnel Exemption), Employee Performance Evaluation - General Manager

10. DIRECTOR AND COMMITTEE REPORTS

A. President's Report: Director Goebel

B. Operations & Customer Relations Committee: Director Wicks

C. Finance Committee: Director Hayman

D. Strategic Planning Committee: Director Coates

E. Central Coast Water Authority: Director Coates

F. Cachuma Operation and Maintenance Board: Director Hayman

G. Cachuma Conservation Release Board: Director Plough

H. Santa Barbara County Chapter of the California Special Districts Association: Director Wicks

I. ACWA JPIA: Director Wicks

J. CalDesal: Director Wicks

K. Ad hoc Committee - Water Rights Opportunities: Director Coates

L. Directors' List of Compensable and Reimbursable Meetings (Government Code §53232.1 and §53232.3)

11. DIRECTOR REQUESTS

Requests from Directors for items other than regular agenda items for the next regular Board meeting tentatively scheduled for Tuesday, January 26, 2026, or any future meeting.

12. ADJOURNMENT

Note: Montecito Water District conducts its meeting in person in accordance with the Brown Act and also provides alternative methods of participation which permit members of the public to observe and address public meetings telephonically and/or electronically. These methods of participation can be accessed through the internet link provided at the top of this agenda.

This agenda was posted on the District website, and at the Montecito Water District outside display case at 5:00 p.m. on November 13, 2026. The Americans with Disabilities Act provides that no qualified individual with a disability shall be excluded from participation in, or denied the benefits of, the District's programs, services, or activities because of any disability. If you need special assistance to participate in this meeting, please contact the District Office at 805-969-2271. Notification at least twenty-four (24) hours prior to the meeting will enable the District to make appropriate arrangements.

Agendas, agenda packets, and additional materials related to an item on this agenda submitted to the Board after distribution of the agenda packet are available on the District website.

RELIABLE SINCE 1921

583 San Ysidro Road
Santa Barbara, CA 93108-2124

Phone: 805.969.2271
Email: info@montecitowater.com
Web: montecitowater.com

Board of Directors
Brian Goebel, President
Cori Hayman, Vice President
Kenneth Coates, Director
Tobe Plough, Director
Floyd Wicks, Director

General Manager and Board Secretary
Nick Turner

REGULAR MEETING MINUTES
of the
BOARD OF DIRECTORS
MONTECITO WATER DISTRICT
583 San Ysidro Road, Montecito, California

TUESDAY, OCTOBER 27, 2026
9:30 A.M.

AGENDA

1. CALL TO ORDER, ROLL CALL, DETERMINATION OF QUORUM

President Goebel called the meeting to order at 9:33 a.m.

Directors present (In Person):
Directors Ken Coates, Brian Goebel, Tobe Plough, and Floyd Wicks participated in person. Director Cori Hayman participated remotely via Zoom at the location noted on the agenda.

Staff present (In Person and via Zoom):
Nick Turner, General Manager
Ray Willefert, Chief Financial Officer
Laura Camp, Public Information Officer
Christina Perry, Administrative/HR Assistant
James Algert, Senior Office Technician/Staff Accountant

Counsel present (In Person):
Walt Wendelstein, Wendelstein Law Group PC, District Counsel

Consultants present (In Person and via Zoom):
Mike Husted, Converged
Morgan Peterson, Converged

Others present (In Person):
Nicholas Solakian
Randy Solakian

2. PLEDGE OF ALLEGIANCE

All in attendance recited the Pledge of Allegiance.

3. PUBLIC FORUM

Comment was received from Nicholas Solakian and Randy Solakian.

4. CONSENT CALENDAR

The following items were approved or accepted by vote on one motion:

A. Meeting Minutes of September 29, 2026

B. Ratification of Disbursements for September 2026

C. Investment of District Funds and Cash Position as of September 30, 2026

D. Unaudited Financial Report as of August 31, 2026

E. Unaudited Financial Report as of September 30, 2026

F. Waterworks Reports for September 2026

G. Modified Job Description and Salary Range for the Water Conservation & Utility Data Specialist Position

The Board adopted the updated Water Conservation & Utility Data Specialist position with a biweekly pay range of $4,079.21 to $4,958.30, Salary Range 255 in Schedule A of Resolution No. 2323.

H. Resolution No. 2332 Adopting an Updated Maximum Contribution Cap for District Coverage of Dependent Health Insurance Premiums for 2027

The Board updated and adopted the Maximum Contribution Cap for District coverage of dependent health insurance premiums at $883 for two-party coverage and $1,496 for family coverage for plan year 2027.

I. Resolution No. 2333 Authorizing Signatories for the District Checking and Money Market Accounts at American Riviera Bank

J. Resolution No. 2334 Designating the District's Authorized Agent for Obtaining Federal Financial Assistance

K. Amendment No. 5 to the Professional Services Contract with Wood Rodgers for Construction Phase Services Related to the Highline Repair at Bella Vista in the amount of $23,943

L. Amendment No. 6 to the Professional Services Contract with Wood Rodgers for Construction Phase Services Related to the Highline Repair at Bella Vista in the amount of $19,187

Director Plough moved to approve the Consent Calendar. The motion was seconded by Director Coates and carried after a roll call vote with Directors Coates, Goebel, Hayman, Plough, and Wicks in favor.

5. DISTRICT OPERATIONS AND GENERAL MANAGER REPORTS

A. ACTION ITEM: Award of a Professional Services Contract to Carollo Engineers for Design of a pH Adjustment System at Bella Vista Water Treatment Plant

Mr. Turner presented the item and responded to questions from the Board.

Director Plough moved to authorize the General Manager to execute a Professional Services Contract with Carollo Engineers for the design of a pH Adjustment System at Bella Vista Water Treatment Plant for the not-to-exceed amount of $239,014. The motion was seconded by Director Wicks and carried after a roll call vote with Directors Coates, Goebel, Hayman, Plough, and Wicks in favor.

B. INFORMATIONAL: Semiannual Water Supply Update

Mr. Turner presented the item and responded to questions from the Board.

C. ACTION ITEM: Resolution No. 2335 Supporting the Association Of California Water Agencies' (ACWA) Vision For Our Water Future Initiative

Mr. Turner presented the item and responded to questions from the Board.

Director Plough moved to adopt Resolution No. 2335 supporting the Association of California Water Agencies (ACWA) Vision for Our Water Future Initiative and transmit the adopted resolution to ACWA with a cover letter urging aggressive advocacy to advance statewide desalinated and recycled water supplies. The motion was seconded by Director Coates and carried after a roll call vote with Directors Coates, Goebel, Hayman, Plough, and Wicks in favor.

D. INFORMATIONAL: Status of the 2022 Strategic Plan and Discussion of the 2027 Update

Mr. Turner presented the item, responded to questions, and received direction from the Board.

E. INFORMATIONAL: Customer Relations and Public Information Update

Ms. Camp presented the item and responded to questions from the Board.

F. INFORMATIONAL: General Manager Report

Mr. Turner presented the item, responded to questions, and received direction from the Board.

The Board paused for a break at 11:12 a.m. and returned at 11:28 a.m.

6. DISTRICT BUSINESS REPORT

A. No Items

7. LEGAL MATTERS

A. Recent and Pending Legal Matters Review – Oral Report

No report.

The Board recessed to Closed Session at 11:28 a.m.

The Board returned to Open Session at 2:28 p.m.

B. CLOSED SESSION: Pursuant to Government Code §54956.9(d)(4) Conference with Legal Counsel – Initiation of Litigation; 3 cases

As to Item 7-B, the Board conferred with District Counsel and no action was taken.

C. CLOSED SESSION: Pursuant to Government Code §54956.9(d)(1) Conference with Legal Counsel – Existing Litigation, Olson v. Montecito Water District, Santa Barbara Superior Court case Number 26CV06073

As to Item 7-C, the Board received an update and no action was taken.

D. CLOSED SESSION: Pursuant to Government Code §54956.9(d)(2), Anticipated Litigation – 3 cases.

For two cases in Item 7-D, the Board received an update, and no action was taken.

As to the remaining Item 7-D, the Board voted 4-1 to reject the claim, and the claim will be available pursuant to the requirements of the Government Code.

E. CLOSED SESSION: Pursuant to Government Code §54956.8 (corrected) Conference with Real Property Negotiators

Property: 2770 Bella Vista Drive
Agency Negotiator: Nicholas Turner, General Manager
Negotiating Parties: District and Potential Buyers
Under Negotiation: Price and Terms of Payment

As to Item 7-E, the Board received an update and no action was taken.

F. CLOSED SESSION: Pursuant to Government Code §54957(a)(1): Public Services or Facilities - Conference with Cybersecurity Consultant

As to Item 7-F, the Board received an update and no action was taken.

G. CLOSED SESSION: Pursuant to Government Code §54957(b)(1): Public Employee Employment – Assistant General Manager / Engineering Manager

As to Item 7-G, the Board received an update and no action was taken.

8. DIRECTOR AND COMMITTEE REPORTS

A. President's Report: President Goebel reported that all relevant items were previously addressed.

B. Operations & Customer Relations Committee: Director Wicks provided an update on a customer rebate request.

C. Finance Committee: Director Hayman reported no new items. Mr. Turner noted that the Audited Financial Statements for Fiscal Year Ending June 30, 2026 are on schedule for presentation at the November Board meeting.

D. Strategic Planning Committee: Director Coates reported that no meeting was held.

E. Central Coast Water Authority: Director Coates and Mr. Turner provided an update from CCWA regarding the CCWA Water System Revenue Bond Debt Service Billing Project.

F. Cachuma Operation and Maintenance Board: Director Hayman reported that no meeting was held.

G. Cachuma Conservation Release Board: Director Plough reported that local stakeholders and Reclamation continue to draft chapters of the Biological Assessment.

H. Santa Barbara County Chapter of the California Special Districts Association: Director Wicks reported that he did not attend the meeting on October 26.

I. ACWA JPIA: Director Wicks reported that he will attend the ACWA JPIA Membership Summit starting November 30th, followed by the ACWA 2026 Fall Conference.

J. CalDesal: Director Wicks reported that he is scheduled to attend the CalDesal Board meeting at the ACWA 2026 Fall Conference.

K. Ad hoc Committee: Water Rights Opportunities: Director Coates reported that all relevant items were previously addressed.

L. Directors' List of Compensable and Reimbursable Meetings (Government Code §53232.1 and §53232.3): President Goebel and Directors Coates, Plough, and Wicks reported meetings attended in October.

9. DIRECTOR REQUESTS

Director Wicks requested an evaluation of the Doulton Tunnel's structural integrity and consideration of buying land in Carpinteria to bank water.

10. ADJOURNMENT

The meeting was adjourned at 2:43 p.m.

APPROVED:

_____
Brian Goebel, Board President

ATTEST:

_____
Nicholas Turner, Secretary

Page left intentionally blank.

MONTECITO WATER DISTRICT
MEMORANDUM

SECTION: 5-B

DATE: NOVEMBER 17, 2026

TO: BOARD OF DIRECTORS

FROM: CHIEF FINANCIAL OFFICER

SUBJECT: RATIFICATION OF DISBURSEMENTS FOR OCTOBER 2026

RECOMMENDATION:

For information and discussion only.

BACKGROUND:

District staff are responsible for ensuring that District bills and payment obligations are paid in a timely manner. For this to occur, District staff pay bills and obligations when due and then seek ratification from the Board of Directors during the following regular Board meeting. For ratification, District staff prepare a summary of all disbursements as well as a copy of the check register. These items are taken to the Board as a consent item.

ATTACHMENTS:

1. Total Disbursements Summary & Check Registers - OCTOBER 2026

MONTECITO WATER DISTRICT
PAYMENT OF BILLS
TOTAL DISBURSEMENTS SUMMARY
FOR MONTH ENDED
October 31, 2026

SECTION: 5-B

AP CHECK REGISTER	**2,504,500**

NET PAYROLL DIRECT DEPOSITS [1]

CHECK DATE	10/5/2026	109,043	
CHECK DATE	10/19/2026	89,452	
CHECK DATE	11/2/2026	94,208	
		Payroll Direct Deposits	**292,704**

EXTERNAL WIRE TRANSFERS OUT FOR PAYMENT OF BILLS [2]

CALPERS; EE BENEFITS; PAYROLL TAXES	190,378	
PAC HYDRO - ESCROW RETENTION (5%)	60,825	
PAC HYDRO - ASADRA AUG BILLINGS	1,155,674	
ARB - RLOC LINE INTEREST (LOAN # ..6912)	9,596	
	Subtotal External Wire Transfers	**1,416,473**
	TOTAL DISBURSEMENTS	**4,213,676**

INTERNAL WIRE TRANSFERS BETWEEN ACCOUNTS [3]

N/A	0.00	
	NET INTERNAL WIRE TRANSFERS	**0**

[1] The Net Payroll Direct Deposits are the payroll amounts that are deposited into employee bank accounts through an ACH. Payments for employee benefits, both the employee and employer portions, are recorded on the Check Register, therefore are not included.

[2] External Wire Transfers Out are wire transfers which are made periodically for items such as debt service payments, the fixed portion of the State Water Project payment, supplemental water purchases and transfers to open new District bank or investment accounts.

[3] Internal Wire Transfers Between Accounts held by Montecito Water District are made periodically for items such as transfers between investment accounts and bank accounts or for transfers to open new bank or investment accounts.

MONTECITO WATER DISTRICT
CHECK REGISTER
OCTOBER 31, 2026

REF / CHECK #	DATE	VENDOR	DESCRIPTION	AMOUNT	TOTAL
15703	10/29/2026	ACWA-JPIA	000082 EMPLOYEE BENEFITS MWD	56,380.15	
15704	10/29/2026	ACWA-JPIA	26-27 Q1 WORKERS' COMP MWD	33,809.64	90,189.79
15624	10/12/2026	AMAZON CAPITAL SERVICES, INC	A11U8EQYL6IP2P HEADSET PADS	26.94	
15624	10/12/2026	AMAZON CAPITAL SERVICES, INC	A11U8EQYL6IP2P STIR STICKS, BATH TISSUE, DESK FAN	207.91	
15624	10/12/2026	AMAZON CAPITAL SERVICES, INC	A11U8EQYL6IP2P TRUCK TOOL BOX	387.89	
15624	10/12/2026	AMAZON CAPITAL SERVICES, INC	A11U8EQYL6IP2P GLUE STICK	3.77	
15624	10/12/2026	AMAZON CAPITAL SERVICES, INC	A11U8EQYL6IP2P CUPS, CREAMER, PAPER, LAPTOP BAG	324.50	
15624	10/12/2026	AMAZON CAPITAL SERVICES, INC	A11U8EQYL6IP2P CANDY RETURN	(28.50)	
15624	10/12/2026	AMAZON CAPITAL SERVICES, INC	A11U8EQYL6IP2P RETURN TRASH CAN	(118.51)	
15705	10/29/2026	AMAZON CAPITAL SERVICES, INC	A11U8EQYL6IP2P PENS, COFFEE, CREAMER, CANDY	378.54	
15705	10/29/2026	AMAZON CAPITAL SERVICES, INC	A11U8EQYL6IP2P RETURN HEADSET	(58.62)	1,123.92
15698	10/13/2026	AMERICAN PIPELINE SERVICES	F25 FEMA HIGHLINE CONSTRUCTION	58,900.00	
15784	10/29/2026	AMERICAN PIPELINE SERVICES	F25 FEMA HIGHLINE CONSTRUCTION	189,525.00	248,425.00
15706	10/29/2026	ANTHEM BLUE CROSS	649A63301 POST EE BENEFITS	483.65	483.65
15707	10/29/2026	A-OK POWER EQUIPMENT	100878 CHAIN SAW CHAIN	50.31	
15707	10/29/2026	A-OK POWER EQUIPMENT	100878 CHAINSAW PARTS	41.49	
15707	10/29/2026	A-OK POWER EQUIPMENT	100878 SMALL CHAINSAW TUNE-UP	60.00	
15707	10/29/2026	A-OK POWER EQUIPMENT	100878 BIG CHAIN SAW TUNE-UP	60.00	211.80
15708	10/29/2026	AT&T MOBILITY	MWD CELL PHONES	991.71	991.71
15625	10/12/2026	BADGER METER, INC.	PRESSURE MONITORING EQUIP - ANTENNAS	449.12	449.12
15709	10/29/2026	BANK UP CORPORATION	09.26 LOCKBOX FEES	1,881.98	1,881.98
15710	10/29/2026	BEDROCK BUILDING SUPPLIES INC	505 STEEL STAKES	97.45	97.45
15711	10/29/2026	BEST BEST & KRIEGER LLP	10230.00001 PARK LANE SPECIAL LEGAL	487.00	487.00
15712	10/29/2026	BOONE PRINTING AND GRAPHICS, INC.	BUDGET IN BRIEF PRINT	336.65	336.65
15626	10/12/2026	BRENNTAG PACIFIC INC	ORTEGA BULK SODIUM HYPOCHLORITE	6,455.98	
15713	10/29/2026	BRENNTAG PACIFIC INC	285965 ORTEGA SODIUM HYPOCHLORITE	7,143.17	13,599.15
15714	10/29/2026	BRIAN BANKS	SURPLUS PROPERTY PLANNING SVCS	312.50	312.50
15627	10/12/2026	BUNNIN	DOOR REPAIR F-019	68.16	68.16
15715	10/29/2026	CACHUMA OPERATIONS & MAINTENANCE BOARD	FY27 2ND QTR 10.01.26 - 12.31.26 OPS & FISHERIES	154,387.00	154,387.00
15628	10/12/2026	CANON FINANCIAL SERVICES, INC.	611341 OFFICE COPIER LEASE	1,553.00	
15716	10/29/2026	CANON FINANCIAL SERVICES, INC.	611341 OFFICE COPIER LEASE	1,553.00	3,106.00
15629	10/12/2026	CAPITAL INDUSTRIAL MEDICAL SUPPLY CO.	FIRST AID KIT RESTOCK	160.47	160.47
15630	10/12/2026	CARAHSOFT TECHNOLOGY CORPORATION	MWD005 ANNUAL ZOOM GOV SUBSCRIPTIONS	11,424.92	11,424.92
15631	10/12/2026	CARPINTERIA VALLEY WATER DISTRICT	04-002 ORTEGA RES COSTS 06.26	1,875.64	
15632	10/12/2026	CARPINTERIA VALLEY WATER DISTRICT	26Q4 PD13 O&M + CAPITAL	16,131.84	18,007.48
15717	10/29/2026	CASCADE WELL & PUMP CO.	MOSBY WELL VIDEO LOG	5,000.00	5,000.00
15633	10/12/2026	CITY OF SANTA BARBARA	14651 WSA DESAL	648,649.00	
15634	10/12/2026	CITY OF SANTA BARBARA	14651 SPECIAL BILLING - PAYGO CAPITAL	499,025.00	1,147,674.00
15718	10/29/2026	COASTLINE EQUIPMENT	44290 DOOR HINGES + CYLINDER H-005	585.86	
15718	10/29/2026	COASTLINE EQUIPMENT	44290 AIR & OIL FILTERS FOR H-005	204.31	790.17
15635	10/12/2026	CONVERGED	10.26 DATTO CLOUD BACKUP	1,145.00	
15635	10/12/2026	CONVERGED	10.26 NET ALERT	1,575.00	
15635	10/12/2026	CONVERGED	10.26 CYBERSECURITY SUITE	2,004.50	
15635	10/12/2026	CONVERGED	10.26 OFFICE 365	1,971.60	
15635	10/12/2026	CONVERGED	10.26 VPN LICENSES	170.00	
15719	10/29/2026	CONVERGED	09.26 IT SUPPORT	5,175.00	
15719	10/29/2026	CONVERGED	11.26 DATTO CLOUD BACKUP	1,145.00	
15719	10/29/2026	CONVERGED	11.26 NET ALERT	1,575.00	
15719	10/29/2026	CONVERGED	11.26 CYBERSECURITY SUITE	2,004.50	
15719	10/29/2026	CONVERGED	11.26 OFFICE 365	1,917.60	

MONTECITO WATER DISTRICT
CHECK REGISTER
OCTOBER 31, 2026

REF / CHECK #	DATE	VENDOR	DESCRIPTION	AMOUNT	TOTAL
15719	10/29/2026	CONVERGED	11.26 VPN LICENSES	170.00	18,853.20
15720	10/29/2026	COUNTY OF SB PLANNING & DEVELOPMENT	PERMIT # 25ACT-00243 - LIVE OAKS REZONE	440.69	440.69
15636	10/12/2026	COX COMMUNICATIONS	13011026150301 ADMIN INTERNET	337.84	
15637	10/12/2026	COX COMMUNICATIONS	13011028261302 DTP INTERNET	72.54	
15721	10/29/2026	COX COMMUNICATIONS	13011027671401 BVTP INTERNET	409.09	819.47
15638	10/12/2026	DAL POZZO TIRE CORP	FRONT TIRES F-022	610.91	
15638	10/12/2026	DAL POZZO TIRE CORP	FRONT TIRES H-007	360.46	
15638	10/12/2026	DAL POZZO TIRE CORP	TIRE FOR F-029	356.08	
15638	10/12/2026	DAL POZZO TIRE CORP	REAR TIRE F-022	304.01	1,631.46
15639	10/12/2026	DOCUPRODUCTS	MW04 COPIER OVERAGE	71.41	71.41
15722	10/29/2026	ECHO COMMUNICATIONS	2267 AFTER HOURS SERVICE	415.65	415.65
15723	10/29/2026	ESAU LANDSCAPES INC	DEMO GARDEN FINAL - 90-DAY MAINT	2,600.00	2,600.00
15724	10/29/2026	FAMCON PIPE & SUPPLY INC	303 JAMESON ARCH DRAIN METER REPAIRS	2,792.70	
15724	10/29/2026	FAMCON PIPE & SUPPLY INC	303 ARCH DRAIN METER MATERIALS	463.32	3,256.02
15640	10/12/2026	FEDEX	2095-9320-9 BANKUP EXCEPTIONS	37.13	
15640	10/12/2026	FEDEX	2095-9320-9 BANKUP EXCEPTIONS	37.56	
15725	10/29/2026	FEDEX	2095-9320-9 BANKUP EXCEPTIONS	37.92	112.61
15641	10/12/2026	FERGUSON WATERWORKS #1083	639 REGULATOR PARTS	659.17	
15726	10/29/2026	FERGUSON WATERWORKS #1083	639 ARCH DRAIN METER GATE VALVE, FLANGE TEE	5,768.24	
15726	10/29/2026	FERGUSON WATERWORKS #1083	639 ARCH DRAIN METER GATE VALVE, PIPE, COUPLINGS	4,946.41	
15726	10/29/2026	FERGUSON WATERWORKS #1083	639 ARCH DRAIN METER PVC	292.00	
15726	10/29/2026	FERGUSON WATERWORKS #1083	639 3/8" REGULTOR HOSES	14,558.62	
15726	10/29/2026	FERGUSON WATERWORKS #1083	639 3/8" REGULATOR HOSES	5,709.37	
15726	10/29/2026	FERGUSON WATERWORKS #1083	639 3/8" REGULATOR HOSE EXCHANGE	(20,267.99)	11,665.82
15642	10/12/2026	FGL ENVIRONMENTAL	2016013 FE & MN MONITORING	92.00	
15642	10/12/2026	FGL ENVIRONMENTAL	2016013 ENNISBROOK 5 - EC/TDS	158.00	
15642	10/12/2026	FGL ENVIRONMENTAL	2016013 GROUNDWATER WELLS - COMPLIANCE	192.00	
15642	10/12/2026	FGL ENVIRONMENTAL	2016013 FE & MN MONITORING	263.00	
15642	10/12/2026	FGL ENVIRONMENTAL	2016013 ROUTINE DRINKING WATER MONITORING	473.00	
15642	10/12/2026	FGL ENVIRONMENTAL	2016013 STAGE 2 DBP MONITORING	748.00	
15642	10/12/2026	FGL ENVIRONMENTAL	2016013 PROCESS CONTROL	68.00	
15642	10/12/2026	FGL ENVIRONMENTAL	2016013 DOULTON TUNNEL TP - RAW	39.00	
15642	10/12/2026	FGL ENVIRONMENTAL	2016013 JAMESON LAKE TOC	292.00	
15642	10/12/2026	FGL ENVIRONMENTAL	2016013 JAMESON LAKE MONITORING - CHLORPHYLL	668.00	
15727	10/29/2026	FGL ENVIRONMENTAL	2016013 MWD INORGANIC ANALYSIS	52.00	
15727	10/29/2026	FGL ENVIRONMENTAL	2016013 ROUTINE DRINKING WATER MONITORING	428.00	
15727	10/29/2026	FGL ENVIRONMENTAL	2016013 ENNISBROOK 5 - EC/TDS	158.00	
15727	10/29/2026	FGL ENVIRONMENTAL	2016013 GROUNDWATER RECHARGE	459.00	
15727	10/29/2026	FGL ENVIRONMENTAL	2016013 FE & MN MONITORING	92.00	
15727	10/29/2026	FGL ENVIRONMENTAL	2016013 PROCESS CONTROL	113.00	
15727	10/29/2026	FGL ENVIRONMENTAL	2016013 FE & MN MONITORING	137.00	
15727	10/29/2026	FGL ENVIRONMENTAL	2016013 PROCESS CONTROL	68.00	
15727	10/29/2026	FGL ENVIRONMENTAL	2016013 DOULTON TUNNEL TP - RAW	39.00	
15727	10/29/2026	FGL ENVIRONMENTAL	2016013 ROUTINE DRINKING WATER MONITORING	473.00	
15727	10/29/2026	FGL ENVIRONMENTAL	2016013 ROUTINE DRINKING WATER MONITORING	428.00	
15727	10/29/2026	FGL ENVIRONMENTAL	2016013 PROCESS CONTROL	113.00	5,553.00
15728	10/29/2026	FRONTIER	80556504870405195 ADMIN INTERNET	244.46	
15729	10/29/2026	FRONTIER	20918852180227065 TELEMETRY LINE	173.96	418.42
15643	10/12/2026	FUEL SMART SB	110101030 MWD FUEL	2,348.06	
15643	10/12/2026	FUEL SMART SB	110101030 MWD FUEL	2,300.24	
15730	10/29/2026	FUEL SMART SB	110101030 MWD FUEL	2,445.28	7,093.58
15644	10/12/2026	GRAINGER INC.	818790453 PAPER TOWELS + WIPES	328.08	
15644	10/12/2026	GRAINGER INC.	818790453 HAMMER DRIVE PIN ANCHOR	32.86	
15644	10/12/2026	GRAINGER INC.	818790453 WATER HOSE ASSEMBLIES	631.67	
15644	10/12/2026	GRAINGER INC.	818790453 WATER HOSE ASSEMBLY	226.83	
15644	10/12/2026	GRAINGER INC.	818790453 SOLENOID VALVE	182.40	
15644	10/12/2026	GRAINGER INC.	818790453 PERISTALTIC HYPO PUMP RETURN	(693.53)	
15731	10/29/2026	GRAINGER INC.	818790453 TOOL BOX FOR NEW TRUCK	2,813.55	
15731	10/29/2026	GRAINGER INC.	818790453 TEMP CONTROL UNIT	143.41	
15731	10/29/2026	GRAINGER INC.	818790453 SHTTERMNT EXTFN	426.44	

MONTECITO WATER DISTRICT
CHECK REGISTER
OCTOBER 31, 2026

REF / CHECK #	DATE	VENDOR	DESCRIPTION	AMOUNT	TOTAL
15731	10/29/2026	GRAINGER INC.	818790453 BRASS SOLENOID VALVE	170.53	4,262.24
15645	10/12/2026	HACH COMPANY	105840 ACID ELECTRODE CLEANING SOLUTION	77.42	
15645	10/12/2026	HACH COMPANY	105840 PH BUFFER & ELECTRODE CLEANING SOLUTION	126.11	
15732	10/29/2026	HACH COMPANY	105840 WATER QUALITY TEST KITS	116.79	320.32
15646	10/12/2026	HAMNER, JEWELL & ASSOCIATES	ON-CALL EASEMENT SVCS	3,920.00	
15733	10/29/2026	HAMNER, JEWELL & ASSOCIATES	ON CALL EASEMENT SVCS	1,677.50	5,597.50
15647	10/12/2026	HARRINGTON INDUSTRIAL	036731 PVC TUBING, UNIONS, NIPPLES	36.57	
15647	10/12/2026	HARRINGTON INDUSTRIAL	036731 PVC PIPE, NIPPLES, UNIONS, BUSHINGS	112.95	
15734	10/29/2026	HARRINGTON INDUSTRIAL	036731 GRAB RINGS	66.82	216.34
15648	10/12/2026	HARRY E. HAGEN, TREASURER-TAX COLLECTOR	PARCEL # 01120033-002-2 - PROPERTY TAX STMT FY27	450.20	
15648	10/12/2026	HARRY E. HAGEN, TREASURER-TAX COLLECTOR	PARCEL # 15119012-001-2 - PROPERTY TAX STMT FY27	899.61	
15648	10/12/2026	HARRY E. HAGEN, TREASURER-TAX COLLECTOR	PARCEL # 15502007-002-6 - PROPERTY TAX STMT FY27	927.48	2,277.29
15735	10/29/2026	HAZEN AND SAWYER	20312-000 BV CALCIFICATION COST ANALYSIS	4,520.00	4,520.00
15649	10/12/2026	HOME DEPOT CREDIT SERVICES	..8158 HUSKY TRUCK LINERS	61.92	
15649	10/12/2026	HOME DEPOT CREDIT SERVICES	..8158 BRASS ADAPTERS, TIES, TAPE	125.21	
15649	10/12/2026	HOME DEPOT CREDIT SERVICES	..8158 GROOVE PLIERS	28.24	215.37
15736	10/29/2026	INFOSEND	MWT-000 BILLING	2,204.40	
15736	10/29/2026	INFOSEND	MWT-000 FEES BILLING	712.27	2,916.67
15650	10/12/2026	IRON MOUNTAIN	229MB SHRED SERVICES	490.51	490.51
15651	10/12/2026	K2 CALIBRATIONS LLC	GFG CALIBRATION & CERT	110.00	
15651	10/12/2026	K2 CALIBRATIONS LLC	LAB EQUIP CALIBRATION & CERT	110.00	220.00
15737	10/29/2026	LEWIS PLUMBING, INC.	WRM RESTROOM REPAIR	601.05	601.05
15652	10/12/2026	LINDE GAS & EQUIPMENT, INC	71338091 REFILL OXYGEN TANKS	218.20	218.20
15653	10/12/2026	MACRO AUTOMATICS CORPORATION	SCADA BACKUP/MAINTENANCE	1,320.00	1,320.00
15654	10/12/2026	MARBORG DISPOSAL CO.	30-1078124 0 DIST PORTABLE	192.51	
15738	10/29/2026	MARBORG DISPOSAL CO.	1 -0002337 1 3 YD TRASH RECYCLE BINS	1,533.72	
15738	10/29/2026	MARBORG DISPOSAL CO.	1 -0008789 7 25 YD ROLLOFF	190.50	1,916.73
15655	10/12/2026	MCCORMIX CORP.	6082 MWD FUEL	129.35	
15739	10/29/2026	MCCORMIX CORP.	6082 MWD FUEL	191.85	
15739	10/29/2026	MCCORMIX CORP.	6082 MWD FUEL	289.89	
15739	10/29/2026	MCCORMIX CORP.	6082 GENERATOR DIESEL - BVTP	670.74	
15739	10/29/2026	MCCORMIX CORP.	6082 OIL STOCK FLEET	602.62	
15739	10/29/2026	MCCORMIX CORP.	6082 GENERATOR DIESEL - BARKER, MNTN, ROMERO, EV	3,953.05	
15739	10/29/2026	MCCORMIX CORP.	6082 GENERATOR DIESEL - 583 SAN YSIDRO	772.13	6,609.63
15656	10/12/2026	MISSION LINEN SUPPLY	102265 TREAT UNIFORMS	138.81	
15656	10/12/2026	MISSION LINEN SUPPLY	102263 DIST UNIFORMS	281.71	
15656	10/12/2026	MISSION LINEN SUPPLY	102265 TREAT UNIFORMS	91.54	
15656	10/12/2026	MISSION LINEN SUPPLY	102263 DIST UNIFORMS	303.71	
15740	10/29/2026	MISSION LINEN SUPPLY	102265 TREAT UNIFORMS	138.81	
15740	10/29/2026	MISSION LINEN SUPPLY	102263 DIST UNIFORMS	328.69	
15740	10/29/2026	MISSION LINEN SUPPLY	102265 TREAT UNIFORMS	91.54	
15740	10/29/2026	MISSION LINEN SUPPLY	102263 DIST UNIFORMS	303.71	
15740	10/29/2026	MISSION LINEN SUPPLY	102265 TREAT UNIFORMS	138.81	
15740	10/29/2026	MISSION LINEN SUPPLY	102263 DIST UNIFORMS	375.67	2,193.00
15657	10/12/2026	MONTECITO JOURNAL	LEGAL NOTICING WAC 06.26	1,100.00	
15657	10/12/2026	MONTECITO JOURNAL	LEGAL NOTICING FEES INCREASE	1,100.00	
15741	10/29/2026	MONTECITO JOURNAL	MJ AD - WATER WISE	450.05	2,650.05
15658	10/12/2026	MONTECITO VILLAGE HARDWARE	SHOP BOLTS + WASHERS	9.65	
15658	10/12/2026	MONTECITO VILLAGE HARDWARE	BOLTS, BOX, WASHERS, LOCKING NUTS	42.79	
15658	10/12/2026	MONTECITO VILLAGE HARDWARE	CAULKING	10.76	
15658	10/12/2026	MONTECITO VILLAGE HARDWARE	BALL VALVES, EXTENSION CORD	53.84	
15658	10/12/2026	MONTECITO VILLAGE HARDWARE	NEW TRUCK SPRAY PAINT	14.00	
15658	10/12/2026	MONTECITO VILLAGE HARDWARE	FLARE FITTING FOR PRESSURE MONITOR	19.36	
15658	10/12/2026	MONTECITO VILLAGE HARDWARE	J HOOKS + HARDWARE	16.56	
15742	10/29/2026	MONTECITO VILLAGE HARDWARE	TREAT CABLE BOXES	10.75	
15742	10/29/2026	MONTECITO VILLAGE HARDWARE	TREAT TOGGLE BOLTS	3.62	181.33

MONTECITO WATER DISTRICT
CHECK REGISTER
OCTOBER 31, 2026

REF / CHECK #	DATE	VENDOR	DESCRIPTION	AMOUNT	TOTAL
15659	10/12/2026	MOUNTAIN VIEW LANDSCAPING	08.26 LANDSCAPE MAINTENANCE	4,700.00	
15743	10/29/2026	MOUNTAIN VIEW LANDSCAPING	100 HOT SPRINGS - DEBRIS REMOVAL + HEDGE INSTALL	13,820.00	
15743	10/29/2026	MOUNTAIN VIEW LANDSCAPING	09.26 LANDSCAPE MAINTENANCE	4,700.00	23,220.00
15744	10/29/2026	NBS GOVERNMENT FINANCE GROUP	ANNUAL WAC FEE	5,500.00	5,500.00
15660	10/12/2026	O'REILLY	1560132 BATTERY FOR F-022	237.20	
15745	10/29/2026	O'REILLY	1560132 SPARK PLUGS	17.60	
15745	10/29/2026	O'REILLY	1560132 WIPER PUMP F-022	34.50	
15745	10/29/2026	O'REILLY	1560132 310 FUEL FILTER	149.35	
15745	10/29/2026	O'REILLY	1560132 NEW TRUCK SETUP	214.65	653.30
15543	10/02/2026	PARADISE CHEVROLET	F034 2026 CHEVY COLORADO (VIN # ..21583)	42,330.95	
15544	10/02/2026	PARADISE CHEVROLET	F033 2026 CHEVY COLORADO (VIN # ..21582)	42,330.95	
15623	10/12/2026	PARADISE CHEVROLET	F035 2026 CHEVY COLORADO (VIN # ..28805)	41,560.54	126,222.44
15746	10/29/2026	PETRU CORPORATION	0512-001 SURPLUS PROPERTY ANALYSIS	2,173.20	
15746	10/29/2026	PETRU CORPORATION	0512-001 SURPLUS PROPERTY ANALYSIS	949.87	3,123.07
15747	10/29/2026	POWER MACHINERY CENTER	BRAKE FOR FORKLIFT	376.43	376.43
15661	10/12/2026	PROBER LAND SURVEYING	PARK LANE EASEMENT EXHIBIT	6,000.00	6,000.00
15662	10/12/2026	PUEBLO WATER RESOURCES, INC.	MWD ASR PROJECT - PADEN	8,580.00	8,580.00
15748	10/29/2026	PULSAR CONNECTED, LLC	40069847 JAMESON LAKE SAT PHONE	76.73	76.73
15749	10/29/2026	RAYNE OF SANTA BARBARA	224204 BVTP SOFTENER	442.00	442.00
15663	10/12/2026	RINCON CONSULTANTS, INC	26-19503 P160 HIGHLINE PHASE 1 ENVIRO SVCS	5,054.50	
15663	10/12/2026	RINCON CONSULTANTS, INC	26-19474 LIVE OAKS ENVIRO SVCS	4,732.09	
15750	10/29/2026	RINCON CONSULTANTS, INC	25-17718 ASADRA PARK LANE RES ENVIRO	6,895.54	
15750	10/29/2026	RINCON CONSULTANTS, INC	25-18087 ASADRA TERMINAL RES ENVIRO	3,065.51	
15750	10/29/2026	RINCON CONSULTANTS, INC	26-19134 A1 ALDER PERMITTING	20,340.50	
15750	10/29/2026	RINCON CONSULTANTS, INC	25-17718 ASADRA PARK LANE RES ENVIRO	3,903.66	
15750	10/29/2026	RINCON CONSULTANTS, INC	25-18087 ASADRA TERMINAL RES ENVIRO	4,689.86	
15750	10/29/2026	RINCON CONSULTANTS, INC	21-11054 ASADRA ENVIRO SVCS	487.50	
15750	10/29/2026	RINCON CONSULTANTS, INC	26-19503 P160 HIGHLINE PHASE 1 ENVIRO SVCS	1,925.50	
15750	10/29/2026	RINCON CONSULTANTS, INC	26-19474 LIVE OAKS REZONE ENVIRO SVCS	8,289.00	59,383.66
15542	10/02/2026	ROGER COLLIS & KATHERINE COLLIS	CLAIM REIMBURSE - 244 EAST MOUNTAIN DRIVE	620.00	620.00
15664	10/12/2026	S.B. HOME IMPR CNTR	2910 BATTERIES, BATH TISSUE, PAPER TOWELS	43.01	
15664	10/12/2026	S.B. HOME IMPR CNTR	2910 SWIFFER, BROOM	57.68	
15664	10/12/2026	S.B. HOME IMPR CNTR	2910 WRENCH, BATTERIES, MOUSETRAPS	99.81	
15664	10/12/2026	S.B. HOME IMPR CNTR	2910 POTASSIUM CHLORIDE	124.51	
15751	10/29/2026	S.B. HOME IMPR CNTR	2910 ANT SPRAY	16.56	
15751	10/29/2026	S.B. HOME IMPR CNTR	2910 JAEMSON FLAG, LUBRICANT	55.73	397.30
15752	10/29/2026	SCHOCK CONTRACTING CORP	P158 BARKER PASS VAULT INSTALLATION PP#1	55,605.25	
15752	10/29/2026	SCHOCK CONTRACTING CORP	JAMESON ELECTR & METER REPAIRS PP#1	69,268.85	124,874.10
15665	10/12/2026	SEARLE CREATIVE GROUP, LLC	GRAPHIC DESIGN - MJ AD, BUDGET BROCHURE	3,450.00	3,450.00
15666	10/12/2026	SIMPSON THACHER & BARTLETT LLP	P130 SOLSTRA REGULATORY GUIDANCE	18,075.00	18,075.00
15667	10/12/2026	SITEONE LANDSCAPE SUPPLY, LLC	1605313 SEALANT, PRIMER, TEFLON TAPE, CHAIN OIL	207.55	207.55
15668	10/12/2026	SMARDAN HATCHER CO.	TREFLON TAPE, BRASS NIPPLES, CALCI-SOLVE	181.94	181.94
15669	10/12/2026	SOAP MAN	DIST PAPER TOWELS, BATH TISSUE, TRASH BAGS	320.88	
15753	10/29/2026	SOAP MAN	PAPER PLATES, CUPS, GLOVES	262.59	583.47
15670	10/12/2026	SOUTHERN CALIF EDISON CO ..0049	700571670049 PICAY SVC FEE	152.43	
15671	10/12/2026	SOUTHERN CALIF EDISON CO ..0181	700869240181 PADEN WELL	1,292.42	
15754	10/29/2026	SOUTHERN CALIF EDISON CO ..0181	700869240181 PADEN WELL	1,317.35	
15755	10/29/2026	SOUTHERN CALIF EDISON CO ..0377	700869220377 BUELL PUMP STATION	381.73	
15672	10/12/2026	SOUTHERN CALIF EDISON CO ..0421	700870000421 PICAY HYDRO PLANT	261.65	
15756	10/29/2026	SOUTHERN CALIF EDISON CO ..0421	700870000421 PICAY HYDRO PLANT	167.68	
15673	10/12/2026	SOUTHERN CALIF EDISON CO ..0784	700869230784 OFFICE SHOP	405.47	
15674	10/12/2026	SOUTHERN CALIF EDISON CO ..1093	700869251093 MOSBY WELL	407.72	
15757	10/29/2026	SOUTHERN CALIF EDISON CO ..1687	700869211687 EDGEWOOD WELL # 3	1,013.34	

MONTECITO WATER DISTRICT
CHECK REGISTER
OCTOBER 31, 2026

REF / CHECK #	DATE	VENDOR	DESCRIPTION	AMOUNT	TOTAL
15675	10/12/2026	SOUTHERN CALIF EDISON CO ..2790	700864982790 ENNISBROOK #2 WELL	5,761.30	
15676	10/12/2026	SOUTHERN CALIF EDISON CO ..2891	700864982891 BVTP	9,691.07	
15677	10/12/2026	SOUTHERN CALIF EDISON CO ..2915	700869252915 VALLEY CLUB WELL	380.93	
15678	10/12/2026	SOUTHERN CALIF EDISON CO ..2992	700864982992 EAST VALLEY PUMP STATION	28,615.35	
15679	10/12/2026	SOUTHERN CALIF EDISON CO ..3093	700864983093 ROMERO PUMP STATION	14,195.05	
15680	10/12/2026	SOUTHERN CALIF EDISON CO ..3295	700864983295 BARKER PASS PUMP STATION	18,795.26	
15681	10/12/2026	SOUTHERN CALIF EDISON CO ..4181	700869434181 OFFICE PUMP STATION	2,696.34	
15682	10/12/2026	SOUTHERN CALIF EDISON CO ..4457	700862554457 ORTEGA PUMP STATION	4,215.38	
15683	10/12/2026	SOUTHERN CALIF EDISON CO ..4710	700869824710 MOUNTAIN DRIVE PUMP STATION	964.40	
15758	10/29/2026	SOUTHERN CALIF EDISON CO ..4710	700869824710 MOUNTAIN DRIVE PUMP STATION	858.37	
15684	10/12/2026	SOUTHERN CALIF EDISON CO ..5223	700869205223 AMAPOLA WELL	1,496.37	
15759	10/29/2026	SOUTHERN CALIF EDISON CO ..5223	700869205223 AMAPOLA WELL	968.48	
15685	10/12/2026	SOUTHERN CALIF EDISON CO ..5728	700869205728 OFFICE BUILDING	865.34	
15760	10/29/2026	SOUTHERN CALIF EDISON CO ..6432	700869196432 DOULTON TREAT PLANT	775.78	
15761	10/29/2026	SOUTHERN CALIF EDISON CO ..6830	700869176830 ENNISBROOK #5 WELL	733.26	
15762	10/29/2026	SOUTHERN CALIF EDISON CO ..7543	700869197543 LAS FUENTES WELL	62.27	
15763	10/29/2026	SOUTHERN CALIF EDISON CO ..9554	700869169554 EVR #4 / #6 WELLS	0.85	
15686	10/12/2026	SOUTHERN CALIF EDISON CO ..9560	700869189560 CASA DORINDA PUMP STATION	40.68	
15764	10/29/2026	SOUTHERN CALIF EDISON CO ..9560	700869189560 CASA DORINDA PUMP STATION	1.52	
15687	10/12/2026	SOUTHERN CALIF EDISON CO ..9863	700869189863 EVR #3 WELL	425.20	
15765	10/29/2026	SOUTHERN CALIF EDISON CO ..9863	700869189863 EVR #3 WELL	120.15	97,063.14
15688	10/12/2026	SOUTHERN CALIF GAS CO	10741464001 ADMIN GAS	24.10	24.10
15766	10/29/2026	SOUTHERN CALIFORNIA EDISON	7590776394 - ARC FLASH STUDY - 1075 TORO CANYON RD	400.00	
15766	10/29/2026	SOUTHERN CALIFORNIA EDISON	7590776395 - ARC FLASH STUDY - 2969 HIDDEN VALLEY	400.00	
15766	10/29/2026	SOUTHERN CALIFORNIA EDISON	7590776396 - ARC FLASH STUDY - 266 SANTA ROSA LN	400.00	
15766	10/29/2026	SOUTHERN CALIFORNIA EDISON	7590776397 - ARC FLASH STUDY - 300 HOT SPRINGS RD	400.00	
15766	10/29/2026	SOUTHERN CALIFORNIA EDISON	7590776398 - ARC FLASH STUDY - BARKER PASS	400.00	2,000.00
15689	10/12/2026	STANDARD INSURANCE COMPANY	10.26 MWD DISABILITY INSURANCE	3,240.63	3,240.63
15767	10/29/2026	STEP SAVER INC	3272 BVTP HYPO GEN SALT	3,784.50	3,784.50
15690	10/12/2026	SWAN ANALYTICAL USA INC	36086 TURBIDIMETER ANALYZERS	8,145.53	8,145.53
15768	10/29/2026	TETRA TECH, INC	200-106490-21001 ASADRA ROMERO RES DESIGN	896.00	
15768	10/29/2026	TETRA TECH, INC	200-106490-21001 ASADRA TERMINAL RES ENGINEERING	2,812.50	
15768	10/29/2026	TETRA TECH, INC	200-106490-21001 ASADRA BV RES DESIGN	1,622.00	
15768	10/29/2026	TETRA TECH, INC	200-106490-21001 ASADRA PARK LANE RES ENGINEERING	7,371.50	12,702.00
15769	10/29/2026	THE WIDROE GROUP, INC	ENG MGR RECRUIT - #2 SUBMIT CANDIDATE	15,300.00	15,300.00
15691	10/12/2026	TREVIPAY	DIST WATER PUMP	678.81	678.81
15770	10/29/2026	U.S. BANK NATIONAL ASSOCIATION	10.06.26 STMT - ACCT # 4866 9163 7659 3705	153.07	
15770	10/29/2026	U.S. BANK NATIONAL ASSOCIATION	10.06.26 STMT - ACCT # 4866 9163 6390 7579	7,480.04	
15770	10/29/2026	U.S. BANK NATIONAL ASSOCIATION	10.06.26 STMT - ACCT # 4866 9163 2931 9042	121.09	7,754.20
15692	10/12/2026	UNDERGROUND SERVICE ALRT	MON01WTR USA REGULATORY FEES	113.24	
15692	10/12/2026	UNDERGROUND SERVICE ALRT	MON01WTR USA TICKETS	251.80	
15772	10/29/2026	UNDERGROUND SERVICE ALRT	MON01WTR USA REGULATORY FEES	113.24	
15772	10/29/2026	UNDERGROUND SERVICE ALRT	MON01WTR USA TICKETS	272.25	750.53
15693	10/12/2026	UNITED HEALTHCARE INSURANCE COMPANY	399330727-11 POST EE BENEFITS	450.25	
15773	10/29/2026	UNITED HEALTHCARE INSURANCE COMPANY	399330727-11 POST EE BENEFITS	450.25	900.50
15694	10/12/2026	UPS	9.15.26 SHIPMENT	14.83	
15694	10/12/2026	UPS	9.21.26 SHIPMENT - RETURN	16.18	
15694	10/12/2026	UPS	9.23.26 SHIPMENT - SMART METER RETURN TESTING	16.18	47.19
15695	10/12/2026	USA BLUEBOOK	238814 HYDRANT ADAPTER, CLAMP, NIPPLES	137.79	
15695	10/12/2026	USA BLUEBOOK	238814 COUPLING W/ CLAMP	35.63	
15695	10/12/2026	USA BLUEBOOK	238814 SPLICE PLATE	37.69	
15695	10/12/2026	USA BLUEBOOK	238814 HYDRANT METER SWIVEL ADAPTERS	1,064.36	1,275.47
15774	10/29/2026	USC COMPANIES, INC.	09.26 ADMIN JANITORIAL	540.00	540.00
15696	10/12/2026	VERTEXONE SOFTWARE, LLC	038-C000349 WATERSMART TRANS FEES	147.22	
15775	10/29/2026	VERTEXONE SOFTWARE, LLC	038-C000349 WATERSMART TRANSACTION FEES	134.93	282.15
15776	10/29/2026	WANGER JONES HELSLEY PC	A1 ALDER SPECIAL LEGAL	282.78	282.78

MONTECITO WATER DISTRICT
CHECK REGISTER
OCTOBER 31, 2026

REF / CHECK #	DATE	VENDOR	DESCRIPTION	AMOUNT	TOTAL
15777	10/29/2026	WATER SYSTEMS CONSULTING, INC	1229-12631 ASADRA ROMERO RES CONTRUCTION MGMT	7,328.00	
15777	10/29/2026	WATER SYSTEMS CONSULTING, INC	1229-12519 ASADRA PARK LANE RES CONSTR MGMT SVCS	28,997.81	
15777	10/29/2026	WATER SYSTEMS CONSULTING, INC	1229-11918 ASADRA TERMINAL RES CONSTR MGMT	44,714.39	81,040.20
15778	10/29/2026	WENDELSTEIN LAW GROUP PC	MWD GENERAL COUNSEL	30,615.00	
15778	10/29/2026	WENDELSTEIN LAW GROUP PC	ASADRA GENERAL COUNSEL	756.00	31,371.00
15779	10/29/2026	WESTERN WATER WORKS	13082 REGULATOR 45 DEG SAE FLARE	408.58	408.58
15780	10/29/2026	WESTWATER RESEARCH LLC	25-027 WATER MARKETING STRATEGY	562.50	562.50
15697	10/12/2026	WOOD RODGERS, INC.	8774022 P115 E VALEY PERMIT ASSISTANCE	9,695.00	
15697	10/12/2026	WOOD RODGERS, INC.	8774023 ASADRA PARK LANE RES PROJ MGMT	2,320.00	
15697	10/12/2026	WOOD RODGERS, INC.	8774024 ASADRA TERMINAL RES PROJ MGMT	2,800.00	
15697	10/12/2026	WOOD RODGERS, INC.	8774025 ASADRA ROMERO RES PROJ MGMT	320.00	
15697	10/12/2026	WOOD RODGERS, INC.	8774027 ASADRA BELLA VISTA RES BID DOCS	10,560.00	
15697	10/12/2026	WOOD RODGERS, INC.	8774026 HYDRAULIC MODELING	3,160.00	
15781	10/29/2026	WOOD RODGERS, INC.	8774023 ASADRA PARK LANE CONSTR MGMT	1,280.00	
15781	10/29/2026	WOOD RODGERS, INC.	8774024 ASADRA TERMINAL RES CONSTR MGMT	3,680.00	
15781	10/29/2026	WOOD RODGERS, INC.	8774026 HYDRAULIC MODELING	2,997.50	
15781	10/29/2026	WOOD RODGERS, INC.	8774027 ASADRA BELLA VISTA BID DOCS	4,000.00	
15781	10/29/2026	WOOD RODGERS, INC.	8774028 HIGHLINE SEGMENT 2 REPLACE PROJ MGMT	4,615.00	
15781	10/29/2026	WOOD RODGERS, INC.	8774029 CVWA INTERCONNECT & CONVEY FEAS STUDY	1,342.50	
15699	10/13/2026	WOOD RODGERS, INC.	8774020 FEMA HIGHLINE DESIGN/ENVIRO	1,120.00	
15785	10/29/2026	WOOD RODGERS, INC.	8774020 FEMA HIGHLINE DESIGN / ENVIRO	895.00	48,785.00
15782	10/29/2026	WORKSITE SOLUTIONS	CWMA29175 EE SUPPLEMENTAL INSURANCE	339.22	
15782	10/29/2026	WORKSITE SOLUTIONS	CWMA29175 EE SUPPLEMENTAL INSURANCE	339.22	678.44
15783	10/29/2026	ZWORLD GIS, LLC	BIANNUAL AERIAL IMAGERY PROJECT	13,500.00	
15783	10/29/2026	ZWORLD GIS, LLC	GIS PROGRAM SUPPORT	2,550.00	16,050.00
			MWD REPORT TOTAL	**2,504,499.72**	**2,504,499.72**
					-

MONTECITO WATER DISTRICT
DIRECT DEPOSIT REGISTER
OCTOBER 31, 2026

REF / CHECK #	DATE	VENDOR	DESCRIPTION	AMOUNT	TOTAL
DFT0002551	10/05/2026	PAYLOCITY CORPORATION	10/05 PR - GSA NET PAYROLL	11,154.60	11,154.60
DFT0002557	10/05/2026	PAYLOCITY CORPORATION	10/05 PR - MWD NET PAYROLL	95,318.76	95,318.76
DFT0002560	10/05/2026	PAYLOCITY CORPORATION	10/05 PR - HIGHLINE NET PAYROLL	2,570.07	2,570.07
DFT0002570	10/16/2026	PAYLOCITY CORPORATION	10/19 PR - GSA NET PAYROLL	10,148.70	10,148.70
DFT0002576	10/16/2026	PAYLOCITY CORPORATION	10/19 PR - MWD NET PAYROLL	75,152.49	75,152.49
DFT0002579	10/16/2026	PAYLOCITY CORPORATION	10/19 PR - HIGHLINE NET PAYROLL	4,151.00	4,151.00
DFT0002595	10/30/2026	PAYLOCITY CORPORATION	11/02 PR - GSA NET PAYROLL	11,111.90	11,111.90
DFT0002600	10/30/2026	PAYLOCITY CORPORATION	11/02 PR - MWD NET PAYROLL	82,091.29	82,091.29
DFT0002603	10/30/2026	PAYLOCITY CORPORATION	11/02 PR - HIGHLINE NET PAYROLL	1,005.23	1,005.23
			MWD REPORT TOTAL	**292,704.04**	**292,704.04**
					-

MONTECITO WATER DISTRICT
ACH REGISTER
OCTOBER 31, 2026

REF / CHECK #	DATE	VENDOR	DESCRIPTION	AMOUNT	TOTAL
DFT0002585	10/30/2026	AMERICAN BUSINESS BANK	2520-01 PAC HYDRO PARK LANE RES 5% ESCROW RETEN	30,656.88	30,656.88
DFT0002586	10/30/2026	AMERICAN BUSINESS BANK	2527-009 PAC HYDRO TERM 5% ESCROW RETENTION	30,168.07	30,168.07
DFT0002564	10/15/2026	AMERICAN RIVIERA BANK	RLOC LINE INTEREST (LOAN # ..6912) 10.26	9,596.20	9,596.20
DFT0002542	10/05/2026	BENEFLEX INC	10/05 PR - FSA & DCP PLAN EMPLOYEE CONTRIBUTIONS	2,102.00	2,102.00
DFT0002565	10/19/2026	BENEFLEX INC	10/19 PR - FSA & DCP PLAN EMPLOYEE CONTRIBUTIONS	2,102.00	2,102.00
DFT0002543	10/05/2026	CALPERS	10/05 PR - 457/LOAN PLAN EMPLOYEE CONTRIBUTIONS	4,380.19	4,380.19
DFT0002544	10/05/2026	CALPERS	GASB 68 REPORT FEE	350.00	350.00
DFT0002546	10/05/2026	CALPERS	10/05 PR - CLASSIC EMPLOYEE CONTRIBUTIONS	3,985.83	3,985.83
DFT0002547	10/05/2026	CALPERS	10/05 PR - CLASSIC EMPLOYER CONTRIBUTIONS	7,235.99	7,235.99
DFT0002548	10/05/2026	CALPERS	10/05 PR - PEPRA EMPLOYEE CONTRIBUTIONS	4,728.34	4,728.34
DFT0002549	10/05/2026	CALPERS	10/05 PR - PEPRA EMPLOYER CONTRIBUTIONS MWD	4,248.00	4,248.00
DFT0002550	10/05/2026	CALPERS	10/05 PR - PEPRA EMPLOYER CONTRIBUTIONS GSA	590.15	590.15
DFT0002566	10/19/2026	CALPERS	10/19 PR - 457/LOAN PLAN EMPLOYEE CONTRIBUTIONS	4,604.87	4,604.87
DFT0002567	10/19/2026	CALPERS	10/19 PR - PEPRA EMPLOYEE CONTRIBUTIONS	4,809.62	4,809.62
DFT0002568	10/19/2026	CALPERS	10/19 PR - PEPRA EMPLOYER CONTRIBUTIONS MWD	4,331.17	4,331.17
DFT0002569	10/19/2026	CALPERS	10/19 PR - PEPRA EMPLOYER CONTRIBUTIONS GSA	590.15	590.15
DFT0002572	10/19/2026	CALPERS	10/19 PR - CLASSIC EMPLOYEE CONTRIBUTIONS	3,985.83	3,985.83
DFT0002573	10/19/2026	CALPERS	10/19 PR - CLASSIC EMPLOYER CONTRIBUTIONS	7,235.99	7,235.99
DFT0002553	10/05/2026	COLONIAL LIFE PROCESSING CENTER	E4901575 EE SUPPLEMENTAL INSURANCE	209.22	209.22
DFT0002554	10/05/2026	COLONIAL LIFE PROCESSING CENTER	E4901575 EE SUPPLEMENTAL INSURANCE	209.22	209.22
DFT0002555	10/05/2026	LINCOLN FINANCIAL GROUP	10/05 PR - 457 PLAN EMPLOYEE CONTRIBUTIONS	1,742.31	1,742.31
DFT0002574	10/19/2026	LINCOLN FINANCIAL GROUP	10/19 PR - 457 PLAN EMPLOYEE CONTRIBUTIONS	1,742.31	1,742.31
DFT0002583	10/29/2026	PACIFIC HYDROTECH CORPORATION	C2527 ASADRA TERMINAL RES CONSTRUCTION #9	573,193.33	573,193.33
DFT0002584	10/30/2026	PACIFIC HYDROTECH CORPORATION	C2520 ASADRA PARK LANE RES CONSTRUCTION #1	582,480.63	582,480.63
DFT0002552	10/05/2026	PAYLOCITY CORPORATION	10/05 PR - GSA EMPLOYER TAXES	611.04	611.04
DFT0002558	10/05/2026	PAYLOCITY CORPORATION	10/05 PR - MWD EMPLOYEE TAXES	34,262.62	34,262.62
DFT0002559	10/05/2026	PAYLOCITY CORPORATION	10/05 PR - MWD EMPLOYER TAXES	9,290.60	9,290.60
DFT0002571	10/16/2026	PAYLOCITY CORPORATION	10/19 PR - GSA EMPLOYER TAXES	595.16	595.16
DFT0002577	10/16/2026	PAYLOCITY CORPORATION	10/19 PR - MWD EMPLOYEE TAXES	32,087.43	32,087.43
DFT0002578	10/16/2026	PAYLOCITY CORPORATION	10/19 PR - MWD EMPLOYER TAXES	8,846.73	8,846.73
DFT0002582	10/26/2026	PAYLOCITY CORPORATION	33560 10.26 PR PROCESSING FEES	667.41	667.41
DFT0002596	10/30/2026	PAYLOCITY CORPORATION	11/02 PR - GSA EMPLOYER TAXES	664.89	664.89
DFT0002601	10/30/2026	PAYLOCITY CORPORATION	11/02 PR - MWD EMPLOYEE TAXES	33,300.07	33,300.07
DFT0002602	10/30/2026	PAYLOCITY CORPORATION	11/02 PR - MWD EMPLOYER TAXES	9,441.17	9,441.17
DFT0002561	10/05/2026	PAYLOCITY CORPORATION	10/05 PR - HIGHLINE EMPLOYER TAXES	134.42	134.42
DFT0002580	10/16/2026	PAYLOCITY CORPORATION	10/19 PR - HIGHLINE EMPLOYER TAXES	308.45	308.45
DFT0002604	10/30/2026	PAYLOCITY CORPORATION	11/02 PR - HIGHLINE EMPLOYER TAXES	76.42	76.42
DFT0002556	10/05/2026	SANTA BARBARA COUNTY EMPLOYEE ASS.	10/05 PR - UNION DUES	453.96	453.96
DFT0002575	10/19/2026	SANTA BARBARA COUNTY EMPLOYEE ASS.	10/19 PR - UNION DUES	453.96	453.96
			MWD REPORT TOTAL	**1,416,472.63**	**1,416,472.63**
					-

PROOF	
CHECK REGISTERS	2,504,499.72
DRAFTS	1,416,472.63
DIRECT DEPOSIT	292,704.04
	4,213,676.39
INCODE CHECK REGISTER ALL	4,213,676.39
	-

Page left intentionally blank.

MONTECITO WATER DISTRICT
MEMORANDUM

SECTION: **5-C**

DATE: **NOVEMBER 17, 2026**

TO: **BOARD OF DIRECTORS**

FROM: **CHIEF FINANCIAL OFFICER**

SUBJECT: **INVESTMENT OF DISTRICT FUNDS AND CASH POSITION AS OF OCTOBER 31, 2026**

RECOMMENDATION:

For information and discussion only.

SUMMARY:

This report is presented in accordance with the District's Investment Policy and California Government Code and provides a comprehensive overview of the District's cash position and investment portfolio as of October 31, 2026.

The report includes:

- A summary of all investments, including issuer, and current market value
- Portfolio allocation and performance metrics, including average yield and investment income
- Cash and cash equivalent balances across all District accounts, including beginning and ending balances for the reporting period
- A summary of monthly cash flow activity and changes in total cash position
- Liquidity metrics demonstrating the District's ability to meet operating and capital obligations

District funds are held in U.S. Treasury securities and cash equivalents within the Charles Schwab One Account, as well as in money market and checking (operating) accounts maintained at American Riviera Bank. All portfolio valuations are based on month-end statements provided by these institutions.

This report is intended to provide transparency into both the investment performance and the liquidity position of the District, ensuring alignment with policy requirements and supporting informed financial oversight by the Finance Committee and Board of Directors.

CASH POSITION SUMMARY (October 1 - 31, 2026)

Category	Beginning Balance	Ending Balance	Change	Notes
Operating Cash (ARB)	$8,887,368	$8,006,927	($880,441)	
Pinnacle Checking (ARB)	($25)	0	$25	Service charges refunded
Money Market (ARB)	$3,570,981	$3,580,534	$9,553	
Investments (Schwab One)	$4,917,719	$4,927,279	$9,560	
Total Cash & Equivalents	**$17,376,043**	**$16,514,740**	**($861,302)**	

INVESTMENT PORTFOLIO – SCHWAB ONE

- Schwab One Ending Account Value: **$4,927,279**
- Total Estimated Value (incl. dividends and income): **$4,962,228**

Portfolio Composition:

- Cash and cash equivalents (Money Market): **$ 612,303 (12%)**
- Fixed income (Treasuries): **$ 4,314,976 (88%)**

Performance

- Portfolio's Average Yield: **3.846%** (weighted and based on *Yield to Maturity* at time of purchase)
- Comparatives
    - LAIF: 3.989% | 2-Year Treasury: 4.581%
- Monthly Income (Dividends and Interest): **$9**
- Fiscal Year-to-Date Income: **$44,732**
- Market Appreciation/(Depreciation): **$9,551**
- Activity: Asset Allocation Shift to Fixed Income

MONEY MARKET ACCOUNT – AMERICAN RIVIERA BANK

- Ending Balance : **$3,580,534**
- Interest Earned (October) **$9,554**
- Annual Percentage Yield Earned (APYE): **3.20%**
- Average Balance: **$3,570,981**

Funds held in this account are invested in government money market products, are externally managed by the financial institution, and are maintained in accordance with the District's Investment Policy. This account provides daily liquidity for operational and programmatic needs while maintaining a low-risk investment profile.

COMPLIANCE & CERTIFICATION

The Chief Financial Officer certifies that:

- All investment actions carried out since the last report have been made in full compliance with the Investment Policy.
- The District will meet its expenditure obligations.

Certification Statement

I certify that the District's financial activities, internal controls, and reporting for the period are complete, accurate, and in compliance with applicable standards.

Key Assurances

1. Financial Reporting Framework

- Financial records are maintained in accordance with Generally Accepted Accounting Principles (GAAP) for state and local governments, as established by the Governmental Accounting Standards Board.
- Reporting aligns with the District's Annual Comprehensive Financial Report (ACFR) and audit requirements.

2. Investment Policy & Liquidity

- All investment activity complies with the District's Investment Policy.
- Adequate liquidity is maintained to meet operational needs.

3. Internal Controls

- Internal controls are in place and functioning effectively.
- Controls provide reasonable assurance that transactions are authorized, recorded, and assets are safeguarded.
- Segregation of duties and management oversight are maintained.

4. Reconciliations

- All bank and investment accounts were reconciled within 5 business after month-end.
- Reconciliations were prepared by staff and independently reviewed and approved.

5. Oversight & Monitoring

- Management performs regular review of financial activity and budget-to-actual performance.
- Any discrepancies or control issues were identified, resolved, and reported as appropriate.

6. Regulatory Compliance

- Financial practices comply with:
    - GAAP and applicable GASB standards
    - California Government Code
    - Federal requirements under Uniform Guidance (2 CFR Part 200), where applicable

7. Audit Readiness

- Financial records and supporting documentation are maintained in the District's ERP system in an organized, audit-ready format and are available for review.

Certification Approval

I certify, to the best of my knowledge, that the District is operating in compliance with applicable financial, regulatory, and internal control requirements.

Raymond Willefert _____ 11/12/2026

Chief Financial Officer Date

MONTECITO WATER DISTRICT
MEMORANDUM

SECTION: **5-D**

DATE: **NOVEMBER 17, 2026**

TO: **BOARD OF DIRECTORS**

FROM: **CHIEF FINANCIAL OFFICER**

SUBJECT: **UNAUDITED FINANCIAL REPORT AS OF OCTOBER 31, 2026**

RECOMMENDATION:

For information and discussion only.

BACKGROUND:

The purpose of this memorandum is to provide the Board of Directors with a comprehensive review of the District's unaudited financial position and operating results on a year-to-date basis as of October 31, 2026. This information is intended to support the Board's oversight responsibilities by facilitating review of budgetary performance, overall financial condition, operational trends, and compliance with applicable accounting and financial reporting requirements.

Regular review of unaudited financial information enables the Board to monitor fiscal performance throughout the year, assess progress toward adopted budget and policy objectives, and identify emerging issues or trends that may require management attention or Board direction.

REGULATORY AND REPORTING REQUIREMENTS

The District's financial reports are prepared in accordance with Generally Accepted Accounting Principles (GAAP) for governmental entities. The Governmental Accounting Standards Board (GASB) serves as the authoritative standard-setting body for establishing accounting and financial reporting principles applicable to state and local governments.

Preparation of these reports in conformity with GASB and GAAP requirements promotes transparency, consistency, and comparability of financial information. Timely and accurate financial reporting supports sound fiscal management, including monitoring liquidity and financial flexibility, evaluating compliance with adopted financial policies, identifying material variances or emerging trends, and ensuring the District's ongoing ability to meet its financial obligations.

OVERVIEW OF INFORMATION PROVIDED

The monthly financial package presents year-to-date unaudited financial information, comparing actual results to the adopted budget, along with key operational and financial indicators. This

comparative analysis supports early identification of material variances, trends, or potential financial impacts that may warrant further analysis, corrective action, or Board consideration.

The information is typically first reviewed by the Finance Committee and subsequently presented to the Board of Directors for discussion and any appropriate direction or action.

OCTOBER 2026 FINANCIAL REPORTING

- **Unaudited Financial Report (YTD):** Compare actual results to budget and summarize assets, liabilities, and net position to assess financial health.

BOARD OVERSIGHT AND DECISION-MAKING

These reports provide a clear, timely view of the District's financial condition and performance, supporting informed decision-making, accountability, and long-term sustainability.

ATTACHMENTS

1. Unaudited Financial Report as of October 31, 2026
2. Water Sales Analysis, including supporting tables and graphical dashboards, for October 2026



UNAUDITED FINANCIAL REPORT
as of
October 31, 2026

REGULAR MEETING
of the
BOARD OF DIRECTORS
November 12, 2026

Budget Variance Report - Summary

For Fiscal: 2027 Period Ending: 10/31/2026

	OCTOBER			YEAR TO DATE			ADOPTED BUDGET		
	BUDGETED	ACTUAL	$ VARIANCE	BUDGETED	ACTUAL	$ VARIANCE	$ REMAINING	TOTAL	% REMAINING
REVENUE SUMMARY									
Water Sales Revenue	2,569,015	2,697,272	128,257	12,233,112	13,150,174	917,062	(14,741,244)	27,891,418	53%
Other Operating Revenue	56,037	94,495	38,458	224,147	238,569	14,421	(434,132)	672,701	65%
Non-Operating Revenue	45,580	26,644	(18,936)	182,320	118,868	(63,452)	(731,132)	850,000	86%
TOTAL REVENUE	**2,670,632**	**2,818,411**	**147,779**	**12,639,579**	**13,507,611**	**868,031**	**(15,906,508)**	**29,414,119**	**54%**
Transfer In: GSA Cost Share								427,758	100%
GRAND TOTAL REVENUE								**29,841,877**	
EXPENSE SUMMARY									
Water Purchases	1,366,074	835,990	530,084	8,319,828	7,605,466	714,362	(7,633,830)	15,239,296	50%
Jameson Lake	27,302	96,949	(69,647)	190,639	213,799	(23,159)	(211,442)	425,241	50%
Treatment Operations	188,522	189,858	(1,336)	1,002,666	857,257	145,409	(1,727,294)	2,584,552	67%
Transmission/Distribution	159,803	213,135	(53,332)	1,033,470	897,480	135,990	(1,570,320)	2,467,800	64%
Customer Service	43,570	53,031	(9,461)	185,464	211,529	(26,065)	(469,044)	680,573	69%
Fleet	22,017	27,568	(5,551)	133,380	132,364	1,016	(196,603)	328,967	60%
Engineering	130,203	89,473	40,730	490,582	378,204	112,378	(1,175,883)	1,554,087	76%
Administration	632,629	328,121	304,508	1,257,624	886,256	371,369	(2,333,615)	3,219,870	72%
Board Administration	2,784	3,483	(699)	13,617	8,940	4,677	(46,855)	55,795	84%
Conservation	15,552	16,613	(1,062)	92,766	63,601	29,165	(201,234)	264,835	76%
Public Information	18,316	17,456	860	88,575	75,443	13,132	(192,741)	268,185	72%
TOTAL EXPENSE	**2,606,773**	**1,871,678**	**735,095**	**12,808,611**	**11,330,339**	**1,478,272**	**(15,758,861)**	**27,089,200**	**58%**
REVENUE OVER/(UNDER) EXPENDITURE	**63,859**	**946,734**	**882,874**	**(169,032)**	**2,177,272**	**2,346,304**	**(147,647)**	**2,752,677**	
DEBT SERVICE SUMMARY									
2020A COP Refunding Bonds	-	-	-	-	-	-	(1,637,125)	1,637,125	100%
Cater Ozone Project Loan	-	-	-	138,173	138,173	-	(140,920)	279,093	50%
TOTAL DEBT SERVICE	**-**	**-**	**-**	**138,173**	**138,173**	**-**	**(1,778,045)**	**1,916,218**	**93%**

Budget Variance Report - Detail

Account Summary

For Fiscal: 2027 Period Ending: 10/31/2026

Revenue	OCTOBER BUDGETED	OCTOBER ACTUAL	OCTOBER $ VARIANCE	YEAR TO DATE BUDGETED	YEAR TO DATE ACTUAL	YEAR TO DATE $ VARIANCE	ADOPTED BUDGET $ REMAINING	ADOPTED BUDGET TOTAL	ADOPTED BUDGET % REMAINING
41 - WATER SALES REVENUE									
Water Sales - Single Family	1,603,542	1,637,185	33,644	7,503,152	7,972,643	469,492	(8,318,629)	16,291,272	51%
Water Sales - Multi Family	29,303	27,663	(1,640)	128,989	123,631	(5,359)	(177,877)	301,507	59%
Water Sales - Commercial	115,762	118,372	2,610	485,185	566,666	81,481	(679,577)	1,246,243	55%
Water Sales - Institu / Public	147,208	230,261	83,053	804,837	1,128,312	323,475	(522,842)	1,651,154	32%
Water Sales - Agricultural	77,713	95,353	17,640	348,397	426,366	77,969	(300,148)	726,514	41%
Water Sales - Non Potable	13,153	4,118	(9,036)	60,746	24,838	(35,908)	(97,637)	122,474	80%
Water Sales - Const/Other Consumpt	4,608	4,382	(226)	19,469	16,627	(2,842)	(28,696)	45,322	63%
Water Sales - Surplus SWP Sales	-	-	-	571,428	571,428	-	-	571,428	0%
Water Sales - Monthly Meter Charges	577,727	579,938	2,211	2,310,910	2,319,665	8,755	(4,615,839)	6,935,504	67%
Total 41 - WATER SALES REVENUE	**2,569,015**	**2,697,272**	**128,257**	**12,233,112**	**13,150,174**	**917,062**	**(14,741,244)**	**27,891,418**	**53%**
42 - OTHER OPERATING REVENUE									
Late Charges	2,183	3,156	972	8,733	13,329	4,596	(12,871)	26,200	49%
DrTag/Cutoff/On/Rtn Chk/AftHr	1,234	1,969	735	4,937	5,843	906	(8,974)	14,817	61%
Private Fire Line Srv Charge	29,295	29,091	(204)	117,181	113,534	(3,647)	(238,150)	351,684	68%
CWSA/Hydrant Flow Test Fees	4,998	7,409	2,411	19,992	23,441	3,449	(36,559)	60,000	61%
Service Connection Fees	4,998	11,950	6,952	19,992	24,130	4,138	(35,870)	60,000	60%
Capital Cost Recovery Fees	13,328	40,920	27,592	53,312	58,032	4,720	(101,968)	160,000	64%
Charges for Services - Cost Recovery	-	-	-	-	260	260		-	0%
Total 42 - OTHER OPERATING REVENUE	**56,037**	**94,495**	**38,458**	**224,147**	**238,569**	**14,421**	**(434,392)**	**672,701**	**65%**
43 - NON-OPERATING REVENUE									
Rent Revenue	8,090	7,454	(637)	32,360	24,564	(7,796)	(75,436)	100,000	75%
Interest Revenue	24,990	9,562	(15,428)	99,960	81,940	(18,020)	(218,060)	300,000	73%
Investment Gains / (Loss)	-	9,551	9,551	-	11,781	11,781	11,781	-	0%
Reimbursements	12,500	-	(12,500)	50,000	202	(49,798)	(149,798)	150,000	100%
Water Avail Chg - Revenue	-	31	31	-	31	31	(299,969)	300,000	100%
Other Income	-	46	46	-	348	348	348	-	0%
Total 43 - NON-OPERATING REVENUE	**45,580**	**26,644**	**(18,936)**	**182,320**	**118,868**	**(63,452)**	**(731,132)**	**850,000**	**86%**
Total Revenue	**2,670,632**	**2,818,411**	**147,779**	**12,639,579**	**13,507,611**	**868,031**	**(15,906,768)**	**29,414,119**	**54%**
Transfer In: Fund 02 GSA Cost Share								*427,758*	*100%*
Grand Total Revenue								**29,841,877**	

Budget Variance Report - Detail

Account Summary

For Fiscal: 2027 Period Ending: 10/31/2026

Expense	OCTOBER BUDGETED	OCTOBER ACTUAL	OCTOBER $ VARIANCE	YEAR TO DATE BUDGETED	YEAR TO DATE ACTUAL	YEAR TO DATE $ VARIANCE	ADOPTED BUDGET $ REMAINING	ADOPTED BUDGET TOTAL	ADOPTED BUDGET % REMAINING
Department: 500 - Water Purchases									
USBR - Cachuma	81,341	-	81,341	81,341	-	81,341	(247,440)	247,440	100%
SWP CCWA Fixed	-	-	-	1,020,737	1,020,737	-	0	1,020,737	0%
SWP DWR Fixed	-	-	-	3,630,278	3,630,279	(1)	1	3,630,278	0%
SWP DWR Variable Costs	-	-	-	-	78,362	(78,362)	(301,724)	380,086	79%
CCRB Cachuma	40,546	40,546	-	81,093	81,092	1	(81,093)	162,185	50%
COMB Cachuma	169,331	211,623	(42,292)	446,285	459,712	(13,427)	(488,313)	948,025	52%
CATER Treatment Operations	413,110	-	413,110	413,110	-	413,110	(879,590)	879,590	100%
CATER Capital Costs	10,669	-	10,669	42,677	-	42,677	(128,030)	128,030	100%
DESAL Plant Capital Charge	193,633	193,633	-	774,531	774,532	(1)	(1,549,062)	2,323,594	67%
DESAL Fixed O&M Charge (IDE)	204,013	204,013	-	816,053	816,052	1	(1,632,108)	2,448,160	67%
DESAL Fixed O&M Charge (City)	24,138	24,138	-	96,554	96,552	2	(193,109)	289,661	67%
DESAL Variable O&M Charge	103,723	103,723	-	414,891	414,892	(1)	(829,780)	1,244,672	67%
DESAL Administrative Charge	35,370	35,370	-	141,480	141,480	-	(282,961)	424,441	67%
DESAL Water Supply Develop Fee	22,944	22,944	-	91,776	91,776	-	(183,552)	275,328	67%
DESAL Plant Capital Maint(Paygo)	67,256	-	67,256	269,023	-	269,023	(807,069)	807,069	100%
Semitropic Banking/Recovery	-	-	-	-	-	-	(30,000)	30,000	100%
Total Department: 500 - Water Purchases	**1,366,074**	**835,990**	**530,084**	**8,319,828**	**7,605,466**	**714,362**	**(7,633,830)**	**15,239,296**	**50%**
	-		-	-		-		-	
Department: 511 - Jameson Lake									
PAYROLL/PERSONNEL	9,977	10,870	(893)	41,939	39,909	2,030	(94,450)	134,360	70%
TRAINING & TRAVEL	600	-	600	900	-	900	(2,000)	2,000	100%
MATERIAL & SUPPLIES	2,250	15,939	(13,689)	9,000	19,022	(10,022)	(7,978)	27,000	30%
CONTRACTUAL SERVICES	14,475	70,140	(55,665)	58,800	77,746	(18,946)	(104,135)	181,881	57%
OTHER OPERATING EXPENSES	-	-	-	80,000	77,121	2,879	(2,879)	80,000	4%
Total Department: 511 - Jameson Lake	**27,302**	**96,949**	**(69,647)**	**190,639**	**213,799**	**(23,160)**	**(211,442)**	**425,241**	**50%**
Department: 531 - Treatment Operations									
PAYROLL/PERSONNEL	92,710	100,798	(8,088)	674,924	668,043	6,881	(864,851)	1,532,894	56%
TRAINING & TRAVEL	105	-	105	1,568	985	583	(10,466)	11,451	91%
MATERIAL & SUPPLIES	16,168	41,343	(25,175)	101,454	85,519	15,935	(277,780)	363,299	76%
CONTRACTUAL SERVICES	79,539	47,718	31,821	224,720	102,710	122,010	(574,198)	676,908	85%
Total Department: 531 - Treatment Operations	**188,522**	**189,858**	**(1,336)**	**1,002,666**	**857,257**	**145,409**	**(1,727,294)**	**2,584,552**	**67%**
Department: 541 - Transmission/Distribution									
PAYROLL/PERSONNEL	102,549	113,503	(10,954)	748,001	732,438	15,563	(975,557)	1,707,994	57%
TRAINING & TRAVEL	400	-	400	3,050	1,125	1,925	(11,525)	12,650	91%
MATERIAL & SUPPLIES	25,000	25,824	(824)	100,000	42,417	57,583	(257,583)	300,000	86%
CONTRACTUAL SERVICES	31,605	73,640	(42,035)	181,419	121,037	60,382	(323,118)	444,156	73%
Total Department: 541 Transmission/Distribution	**159,803**	**213,135**	**(53,332)**	**1,033,470**	**897,480**	**135,990**	**(1,570,320)**	**2,467,800**	**64%**

Budget Variance Report - Detail

Account Summary

For Fiscal: 2027 Period Ending: 10/31/2026

Expense	OCTOBER BUDGETED	OCTOBER ACTUAL	OCTOBER $ VARIANCE	YEAR TO DATE BUDGETED	YEAR TO DATE ACTUAL	YEAR TO DATE $ VARIANCE	ADOPTED BUDGET $ REMAINING	ADOPTED BUDGET TOTAL	ADOPTED BUDGET % REMAINING
Department: 550 - Customer Service									
PAYROLL/PERSONNEL	29,820	30,942	(1,122)	126,464	128,098	(1,634)	(278,975)	407,073	69%
TRAINING & TRAVEL	-	-	-	1,000	-	1,000	(4,000)	4,000	100%
MATERIAL & SUPPLIES	500	76	424	2,500	2,672	(172)	(5,328)	8,000	67%
CONTRACTUAL SERVICES	13,250	22,013	(8,763)	55,500	80,759	(25,259)	(180,741)	261,500	69%
Total Department: 550 - Customer Service	**43,570**	**53,031**	**(9,461)**	**185,464**	**211,529**	**(26,065)**	**(469,044)**	**680,573**	**69%**
Department: 561 - Fleet									
PAYROLL/PERSONNEL	13,042	13,992	(950)	97,380	95,297	2,083	(124,712)	220,008	57%
TRAINING & TRAVEL	-	-	-	100	-	100	(1,100)	1,100	100%
MATERIAL & SUPPLIES	8,250	13,552	(5,302)	33,000	36,752	(3,752)	(62,248)	99,000	63%
CONTRACTUAL SERVICES	725	24	701	2,900	315	2,585	(8,544)	8,859	96%
Total Department: 561 - Fleet	**22,017**	**27,568**	**(5,551)**	**133,380**	**132,364**	**1,016**	**(196,603)**	**328,967**	**60%**
Department: 563 - Engineering									
PAYROLL/PERSONNEL	55,153	42,747	12,406	232,282	187,052	45,230	(550,105)	737,158	75%
TRAINING & TRAVEL	800	-	800	1,800	1,353	447	(3,447)	4,800	72%
MATERIAL & SUPPLIES	3,500	16,050	(12,550)	33,300	24,502	8,798	(43,398)	67,900	64%
CONTRACTUAL SERVICES	70,750	30,564	40,186	223,200	164,850	58,350	(579,379)	744,229	78%
Total Department: 563 - Engineering	**130,203**	**89,473**	**40,730**	**490,582**	**378,204**	**112,378**	**(1,175,883)**	**1,554,087**	**76%**
Department: 565 - Administration									
PAYROLL/PERSONNEL	92,902	73,141	19,761	383,215	301,248	81,967	(931,177)	1,232,425	76%
TRAINING & TRAVEL	1,083	-	1,083	4,333	1,063	3,270	(11,937)	13,000	92%
MATERIAL & SUPPLIES	22,150	8,682	13,468	88,600	26,992	61,608	(238,808)	265,800	90%
CONTRACTUAL SERVICES	468,411	202,024	266,387	673,643	460,048	213,595	(1,032,797)	1,492,845	69%
OTHER OPERATING EXPENSES	48,083	44,274	3,809	107,833	96,905	10,928	(118,895)	215,800	55%
Total Department: 565 - Administration	**632,629**	**328,121**	**304,508**	**1,257,624**	**886,256**	**371,368**	**(2,333,615)**	**3,219,870**	**72%**
Department: 566 - Board Administration									
PAYROLL/PERSONNEL	1,117	2,137	(1,020)	6,950	5,706	1,244	(30,089)	35,795	84%
TRAINING & TRAVEL	1,250	999	251	5,000	1,208	3,792	(13,792)	15,000	92%
OTHER OPERATING EXPENSES	417	347	70	1,667	2,026	(359)	(2,974)	5,000	59%
Total Department: 566 - Board Administration	**2,784**	**3,483**	**(699)**	**13,617**	**8,940**	**4,677**	**(46,855)**	**55,795**	**84%**

Budget Variance Report - Detail

Account Summary

For Fiscal: 2027 Period Ending: 10/31/2026

Expense	OCTOBER BUDGETED	OCTOBER ACTUAL	OCTOBER $ VARIANCE	YEAR TO DATE BUDGETED	YEAR TO DATE ACTUAL	YEAR TO DATE $ VARIANCE	ADOPTED BUDGET $ REMAINING	ADOPTED BUDGET TOTAL	ADOPTED BUDGET % REMAINING
Department: 568 - Conservation									
PAYROLL/PERSONNEL	12,281	13,213	(932)	52,385	47,152	5,233	(119,440)	166,592	72%
TRAINING & TRAVEL	-	-	-	1,300	3	1,297	(2,997)	3,000	100%
MATERIAL & SUPPLIES	50	-	50	200	-	200	(600)	600	100%
CONTRACTUAL SERVICES	3,220	3,400	(180)	22,881	5,052	17,829	(73,591)	78,643	94%
OTHER OPERATING EXPENSES	-	-	-	16,000	11,395	4,605	(4,605)	16,000	29%
Total Department: 568 - Conservation	**15,552**	**16,613**	**(1,061)**	**92,766**	**63,601**	**29,165**	**(201,234)**	**264,835**	**76%**
Department: 568 - Public Information									
PAYROLL/PERSONNEL	14,051	14,527	(476)	58,115	56,138	1,977	(129,690)	185,828	70%
TRAINING & TRAVEL	-	-	-	1,000	-	1,000	(3,000)	3,000	100%
MATERIAL & SUPPLIES	-	-	-	3,200	-	3,200	(13,400)	13,400	100%
CONTRACTUAL SERVICES	4,265	2,929	1,336	26,260	19,306	6,954	(46,651)	65,957	71%
Total Department: 568 - Public Information	**18,316**	**17,456**	**860**	**88,575**	**75,443**	**13,132**	**(192,741)**	**268,185**	**72%**
	-		-	-		-		-	
Total Expense	**2,606,773**	**1,871,678**	**735,095**	**12,808,611**	**11,330,339**	**1,478,272**	**(15,758,861)**	**27,089,200**	**58%**
Debt Service									
2020A COP Refunding Bonds									
2020A COP Refunding Bonds - Principal	-	-	-	-	-	-	(1,445,000)	1,445,000	100%
2020A COP Refunding Bonds - Interest	-	-	-	-	-	-	(192,125)	192,125	100%
Total 2020A COP Refunding Bonds	**-**	**-**	**-**	**-**	**-**	**-**	**(1,637,125)**	**1,637,125**	**100%**
Cater Ozone Project Loan									
Cater Ozone Project Loan - Principal	-	-	-	110,471	110,471	-	(111,852)	222,323	50%
Cater Ozone Project Loan - Interest	-	-	-	27,702	27,702	-	(29,068)	56,770	51%
Total Cater Ozone Project Loan	**-**	**-**	**-**	**138,173**	**138,173**	**-**	**(140,920)**	**279,093**	**50%**
Total Debt Service	**-**	**-**	**-**	**138,173**	**138,173**	**-**	**(1,778,045)**	**1,916,218**	**93%**

MONTECITO WATER DISTRICT

Capital Program — Year-to-Date Activity

Fiscal Year 2027 | July 1, 2026 through October 31, 2026

Capital Funding Sources	Budget	YTD Expenditures	% By Source
ASADRA Financing Proceeds	11,559,797	2,477,070	52%
FEMA Reimbursements	4,380,000	445,732	20%
RATE Revenue & Water Availability Charge	6,385,000	334,542	29%
Capital Funding Sources - Total	**22,324,797**	**3,257,344**	**100%**

Capital Projects & Purchases by Program Area

Proj / Asset #	Project / Description	Budget	YTD Expenditures	% of Budget
Vehicles & Equipment				
F031	Distribution Service Truck	75,000	44,813	
F032	Distribution Service Truck	50,000	66,387	
F033	Treatment Standby Truck	50,000	42,331	
F034	Conservation Utility Truck	50,000	42,331	
F035	Engineering Utility Truck	50,000	41,561	
Vehicles & Equipment — Subtotal		**275,000**	**237,423**	**86%**
Pipelines				
P160	Highline Water Main Replacement (Design)	150,000	11,595	
P115	E. Valley, Ladera, Lambert Water Main Replacement	3,780,000	12,377	
P141	Fairway, Butterfly, Miramonte Main Replacements	150,000	-	
P152	Fire Hydrant Replacement Project	460,000	-	
Pipelines — Subtotal		**4,540,000**	**23,972**	**1%**
Reservoirs				
P132	ASADRA Park Lane Reservoir	4,754,750	962,628	
P133	ASADRA Terminal Reservoir	3,585,047	1,451,960	
P134	ASADRA Bella Vista Reservoir	3,220,000	29,924	
P136	ASADRA Romero Reservoir	-	32,558	
Reservoirs — Subtotal		**11,559,797**	**2,477,070**	**21%**
Pumping / Wells / Valves / Treatment Plant				
P153	Ortega PS Backup Generator Replacement	180,000	-	
P154	Bella Vista & Doulton Treatment Plant Acid Addition	900,000	-	
P155	Bella Vista Reservoir Blower Upgrades	60,000	5,053	
P156	Doulton Treatment Plant Softening System	90,000	12,488	
P157	Coyote Road Pressure Regulator Installation	90,000	-	
P158	Toro Canyon Pressure Regulator Vault Upgrades	200,000	55,605	
P159	Doulton Treatment Plant Roof Addition	50,000	-	
Pumping / Wells / Valves / Treatment Plant - Subtotal		**1,570,000**	**73,147**	**5%**
FEMA Extraordinary Projects				
A1	Alder Creek Flume Reconstruction	3,100,000	141,342	
F025	Highline Pipeline Repair — Jan 2023 Storm	1,280,000	304,390	
FEMA Extraordinary Projects - Subtotal		**4,380,000**	**445,732**	**10%**
Total Year-to-Date CIP Expenditures		**22,324,797**	**3,257,344**	**15%**

MONTECITO WATER DISTRICT

Finance Committee — Budget Variance Notes

FY 2027 Month 4 – Period Ending October 31, 2026

Reporting Threshold	Variances exceeding $25,000 or greater, excluding timing-related variances
Basis	Budgetary basis, unaudited
Sources	Budget Variance and Monthly Budget Reports, Project Activity Report

SUMMARY OF RESULTS

Current Month — October 2026

	Budget	Actual	Variance
Total Revenue	$2,670,632	$2,818,411	$147,779
Total Expense	$2,606,773	$1,871,678	$735,095
Revenue Over/(Under) Expenditure	**$63,859**	**$946,734**	**$882,874**

Year-to-Date (YTD) – Period Ending October 31, 2026

	Budget	Actual	Variance
Total Revenue	$12,639,579	$13,507,611	$868,031
Total Expense	$12,808,611	$11,330,339	$1,478,272
Revenue Over/(Under) Expenditure	**($169,032)**	**$2,177,272**	**$2,346,304**

REVENUES

Water Sales Revenue

Water Sales Revenues remain elevated due to continued warm weather and are favorable $917K and 8% higher than the YTD Budget.

- **Single Family Residential** and **Institutional/Public** customer classes are primary drivers of favorable variance, at 6% and 40% higher than the YTD Budget, respectively.

Variances in other revenue categories are timing-related and do not currently indicate structural issues.

EXPENDITURES

Department 500 — Water Purchases

Water Purchases are favorable $714K and 9% lower than the YTD Budget.

- **DESAL Plant Capital Maintenance** favorable $269K.
    - No PAYGO capital expenses incurred YTD.

Expenditure variances in other departments are timing-related and do not currently indicate structural issues.

CAPITAL PROGRAM

Capital Projects & Purchases are below budget due to timing and are expected to catch up as the year progresses.

Funding Sources	FY 2027 Budget	% by Source
Rate Revenue & Water Availability Charge	$6,385,000	52%
ASADRA Financing Proceeds	$11,559,797	20%
FEMA Reimbursements	$4,380,000	29%
Total Capital Funding Sources	**$22,324,797**	**100%**

Program Area	FY 2027 Budget	YTD Expenditures	% of Budget
Vehicles & Equipment	$275,000	$237,423	86%
Pipelines	$4,540,000	$23,972	1%
ASADRA Reservoir Projects	$11,559,797	$2,477,070	21%
Pumping / Wells / Valves / Treatment Plant	$1,570,000	$73,147	5%
FEMA Extraordinary Projects	$4,380,000	$445,732	10%
Total YTD Capital Projects & Purchases	**$22,324,797**	**$3,244,967**	**15%**

Funding source assignment: ASADRA reservoir projects are assigned to ASADRA financing proceeds; Alder Creek Flume and Highline Pipeline (January 2023 storm) Repairs are assigned to FEMA Reimbursements; all remaining program areas are rate revenue funded.

STATEMENT OF NET POSITION — October 31, 2026

Total net position $64,816,923 | Unaudited interim

As of October 31, 2026 the District held $96,382,903 in assets and deferred outflows and owed $31,565,980 in liabilities and deferred inflows, leaving a net position of $64,816,923. These figures are interim and unaudited; audited statements for FY 2027 will be issued following fiscal year end.

Condensed Statement of Net Position

	October 31, 2026
Total current assets	$21,824,342
Total noncurrent assets	$72,253,925
Total assets	**$94,078,268**
Total deferred outflows of resources	$2,304,635
Total assets and deferred outflows	**$96,382,903**
Total current liabilities	$4,807,986
Total noncurrent liabilities	$25,395,464
Total liabilities	**$30,203,450**
Total deferred inflows of resources	$1,362,530
Total liabilities and deferred inflows	**$31,565,980**
Total Net Position	**$64,816,923**

BOARD-DESIGNATED RESERVES

Unrestricted	**October 31, 2026**
Rate Stabilization Fund	$2,300,000
Operating Reserve	$3,800,000
Capital and Emergency Reserve	$500,000
SWP Prefunding Reserve	$1,550,338
Total Unrestricted	**$8,150,338**
Restricted (held by District)	
F025 Highline Repair FEMA advance	$2,526,962
CalOES holdback disbursements	$21,352
Total Restricted (held by District)	**$2,548,315**
Total Board-Designated Reserves	**$10,698,653**

Unrestricted balances are the four reserve targets designated by the Board under District reserve policy (Resolution 2327).

ASADRA REVOLVING LINE OF CREDIT

American Riviera Bank	**October 31, 2026**
Credit Limit	$10,000,000
Principal Due	$2,707,539
Interest Due as of 10/30/2026 @ 4.31214%	$10,125
Interest Paid YTD	$24,537
State Water Resources Control Board (SWRCB)	**Inception-to-Date**
Outstanding Reimbursement Requests	$3,041,026
Reimbursements Received	$2,599,419
SWRCB - ASADRA Loan Payable Balance	**$5,640,445**

Statement of Net Position

For Fiscal: 2027 Period Ending: 10/31/2026

Unaudited - Interim

Assets	
Current Assets	
Cash & Cash Equivalents	8,161,954
Investments	2,627,279
Restricted Cash & Investments	4,142,940
Accounts Recievable, Net	2,863,817
Due from SWRCB - ASADRA	3,041,026
Inventory	987,326
Prepaid Items	0
Total Current Assets	**21,824,342**
Noncurrent Assets	
Restricted and Designated Investments	5,383,103
Lease Recievable	170,931
Capital Assets Not Being Depreciated	11,147,570
Capital Assets being Depreciated, At Cost	91,607,704
Less: Accumulated Depreciation & Amortization	(36,055,382)
Total Noncurrent Assets	**72,253,925**
TOTAL ASSETS	**94,078,268**
Deferred Outflows of Resources	
Deferred Outflows - OPEB	617,102
Deferred Outflows-Pension	1,687,533
Total Deferred Outflows of Resources	**2,304,635**
TOTAL ASSETS AND DEFERRED OUTFLOWS	**96,382,903**

Statement of Net Position

For Fiscal: 2027 Period Ending: 10/31/2026

Unaudited - Interim

Liabilities	
Current Liabilities	
Accounts Payable	1,471,697
Accrued Liabilities	(5,251)
Customer Credits and Unapplied Funds	110,321
Deposits Payable	79,597
Due to Other funds	-
Advances for Construction	3,151,622
Total Current Liabilities	**4,807,986**
Noncurrent Liabilities	
Compensated Absences	834,837
Lease Liability	3,087
Long-term debt, net of current portion	15,770,776
Net OPEB Liability	2,774,397
Net Pension Liability	6,012,368
Total Noncurrent Liabilities	**25,395,464**
TOTAL LIABILITIES	**30,203,450**
Deferred Inflows of Resources	
Deferred Inflows - OPEB	172,135
Deferred Inflows - Pension	915,945
Deferred Inflows - 2020 Deferred Amnt on Refunding	112,332
Deferred Inflows - Leases	162,118
Total Deferred Inflows of Resources	**1,362,530**
TOTAL LIABILITIES AND DEFERRED INFLOWS	**31,565,980**
Net Position	**64,816,923**
TOTAL LIABILITIES, DEFERRED INFLOWS & NET POSITION	**96,382,903**

MONTH ENDING
10/31/2026

MONTH TO DATE WATER SALES

CLASSIFICATION	($) MTD ACTUALS	($) MTD BUDGET	VARIANCE $	VARIANCE %	(AF) MTD ACTUALS	(AF) MTD BUDGET	VARIANCE AF	VARIANCE %
Single Family	$ 1,637,185	$ 1,603,542	$ 33,643	2%	280	275	5	2%
Multi Family	$ 27,663	$ 29,303	$ (1,640)	(6%)	8	9	(1)	(8%)
Agricultural	$ 95,353	$ 77,713	$ 17,640	23%	36	29	6	22%
Institutional	$ 230,261	$ 147,208	$ 83,053	56%	40	26	14	56%
Commercial	$ 118,372	$ 115,762	$ 2,610	2%	23	21	2	9%
Non-Potable	$ 4,118	$ 13,153	$ (9,035)	(69%)	4	13	(9)	(69%)
Monthly Total	**$ 2,112,952**	**$ 1,986,681**	**$ 126,271**	**6%**	**391**	**373**	**18**	**5%**

YEAR TO DATE WATER SALES

CLASSIFICATION	($) YTD ACTUALS	($) YTD BUDGET	VARIANCE $	VARIANCE %	(AF) YTD ACTUALS	(AF) YTD BUDGET	VARIANCE AF	VARIANCE %
Single Family	$ 7,972,643	$ 7,503,152	$ 469,491	6%	1320	1252	67	5%
Multi Family	$ 123,631	$ 128,989	$ (5,358)	(4%)	36	37	(1)	(3%)
Agricultural	$ 426,366	$ 348,397	$ 77,969	22%	159	131	29	22%
Institutional	$ 1,128,312	$ 804,837	$ 323,475	40%	197	140	56	40%
Commercial	$ 566,666	$ 485,185	$ 81,481	17%	109	89	20	22%
Non-Potable	$ 24,838	$ 60,746	$ (35,908)	(59%)	25	62	(37)	(59%)
Annual Total	**$ 10,242,456**	**$ 9,331,306**	**$ 911,150**	**10%**	**1847**	**1712**	**135**	**8%**

Fiscal Year = July thru June
1 AF = 435.6 HCF of Water
1 HCF = 748 Gallons of Water

MONTH ENDING 10/31/2026

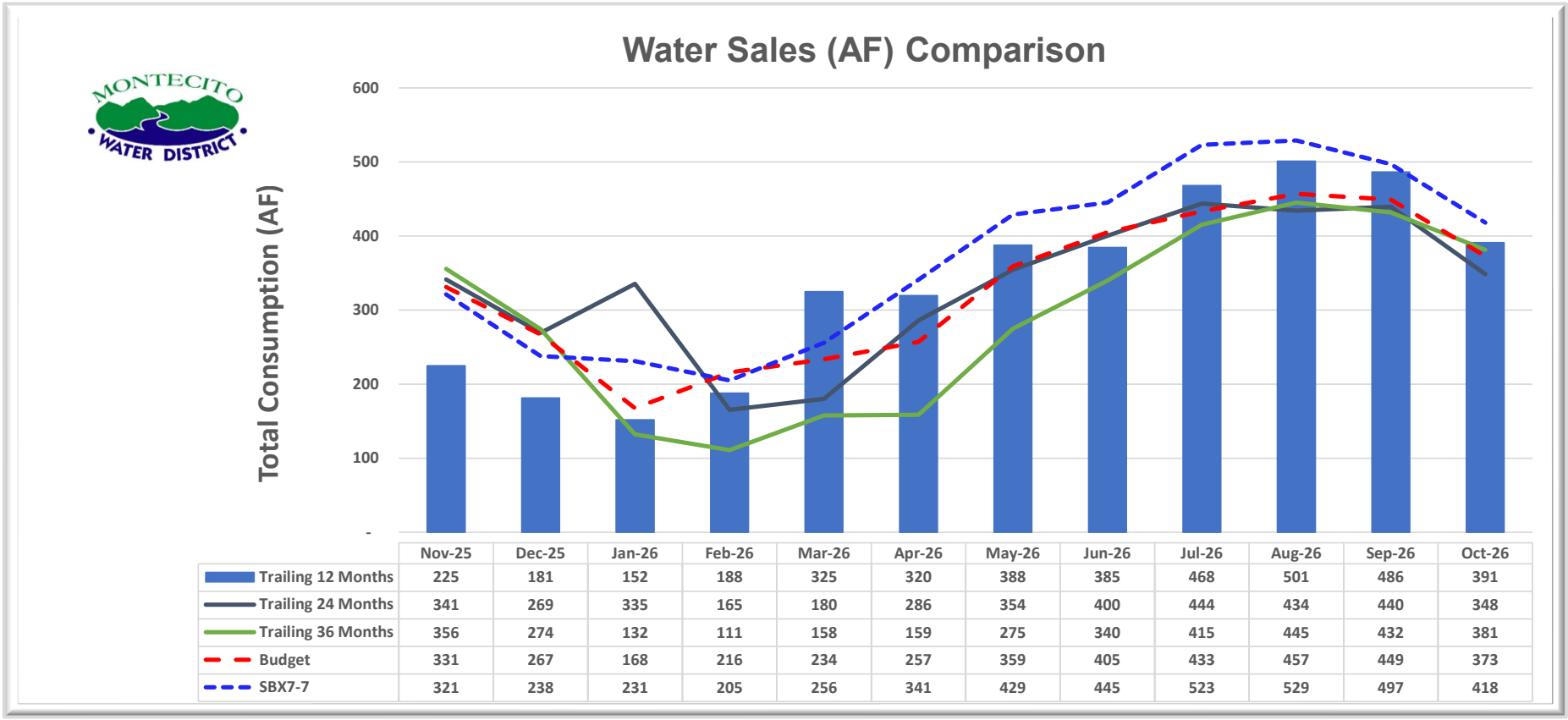

	Nov-25	Dec-25	Jan-26	Feb-26	Mar-26	Apr-26	May-26	Jun-26	Jul-26	Aug-26	Sep-26	Oct-26
Trailing 12 Months	225	181	152	188	325	320	388	385	468	501	486	391
Trailing 24 Months	341	269	335	165	180	286	354	400	444	434	440	348
Trailing 36 Months	356	274	132	111	158	159	275	340	415	445	432	381
Budget	331	267	168	216	234	257	359	405	433	457	449	373
SBX7-7	321	238	231	205	256	341	429	445	523	529	497	418

MONTH ENDING 10/31/2026

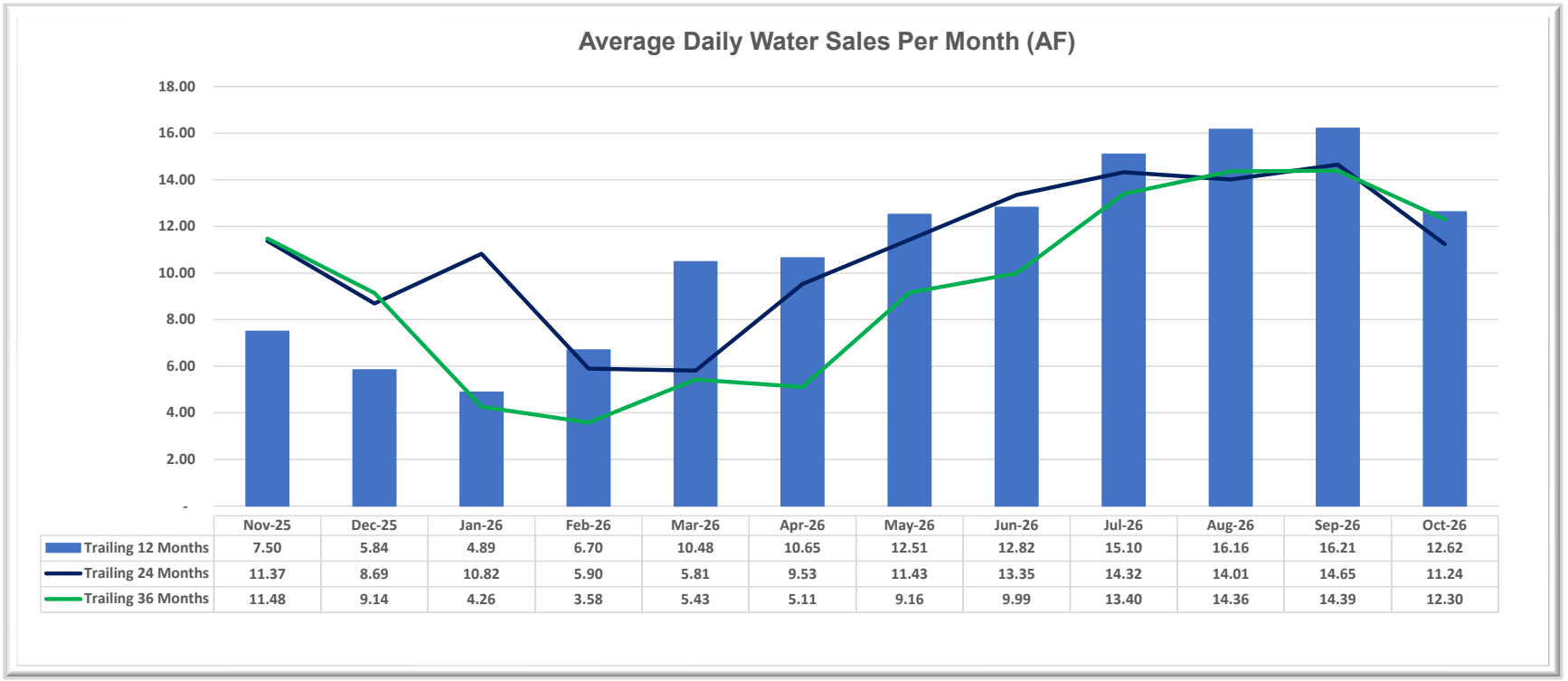

	Nov-25	Dec-25	Jan-26	Feb-26	Mar-26	Apr-26	May-26	Jun-26	Jul-26	Aug-26	Sep-26	Oct-26
Trailing 12 Months	7.50	5.84	4.89	6.70	10.48	10.65	12.51	12.82	15.10	16.16	16.21	12.62
Trailing 24 Months	11.37	8.69	10.82	5.90	5.81	9.53	11.43	13.35	14.32	14.01	14.65	11.24
Trailing 36 Months	11.48	9.14	4.26	3.58	5.43	5.11	9.16	9.99	13.40	14.36	14.39	12.30

MONTH ENDING 10/31/2026

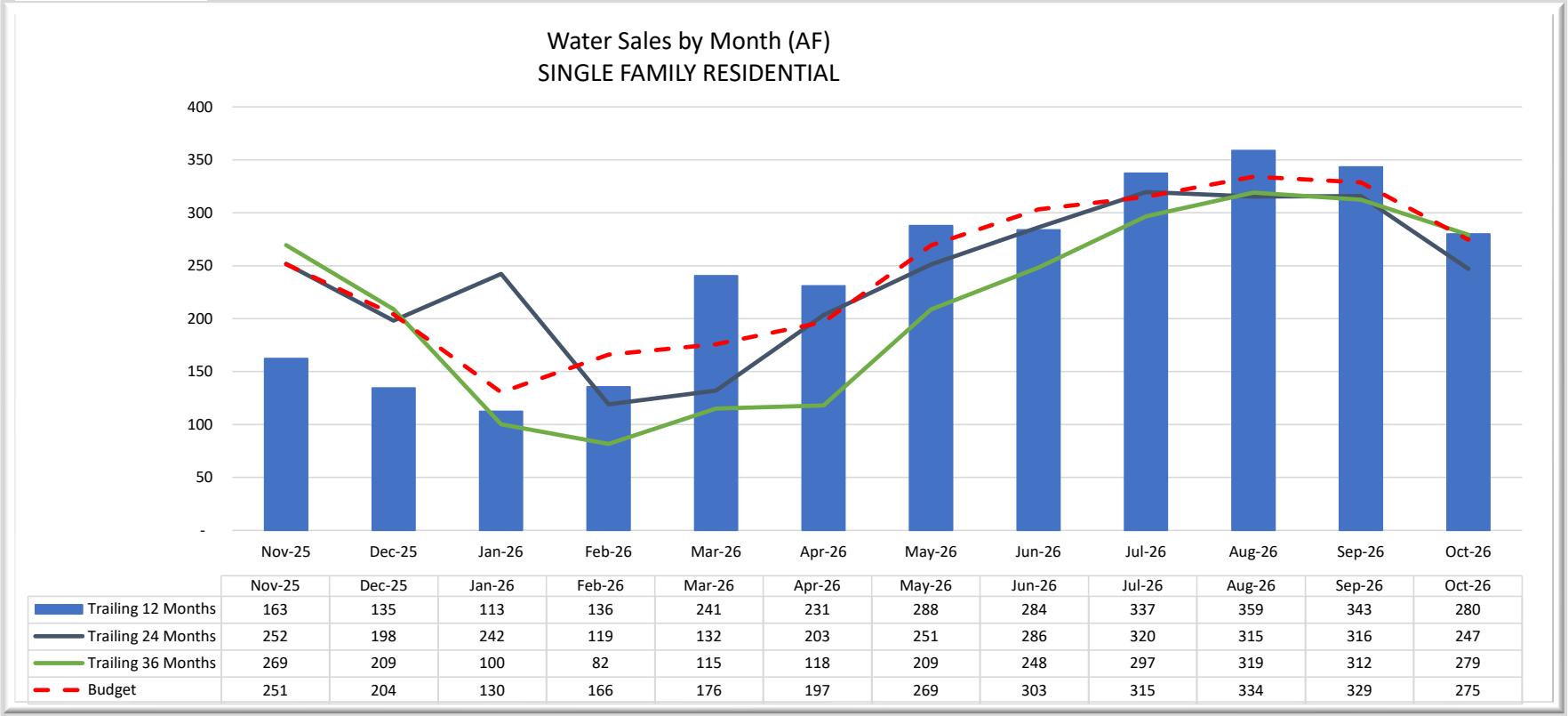

	Nov-25	Dec-25	Jan-26	Feb-26	Mar-26	Apr-26	May-26	Jun-26	Jul-26	Aug-26	Sep-26	Oct-26
Trailing 12 Months	163	135	113	136	241	231	288	284	337	359	343	280
Trailing 24 Months	252	198	242	119	132	203	251	286	320	315	316	247
Trailing 36 Months	269	209	100	82	115	118	209	248	297	319	312	279
Budget	251	204	130	166	176	197	269	303	315	334	329	275

Trailing 12 Months			2,909 AF
Trailing 24 Months			2,882 AF
Trailing 36 Months			2,558 AF
Trailing 12 Month Budget			2,949 AF
Trailing 12 Months	versus	Trailing 24 Months	0.9%
Trailing 24 Months	versus	Trailing 36 Months	13.7%
Trailing 12 Months	versus	Budget	(1.4%)

MONTECITO WATER DISTRICT

MONTH ENDING 10/31/2026

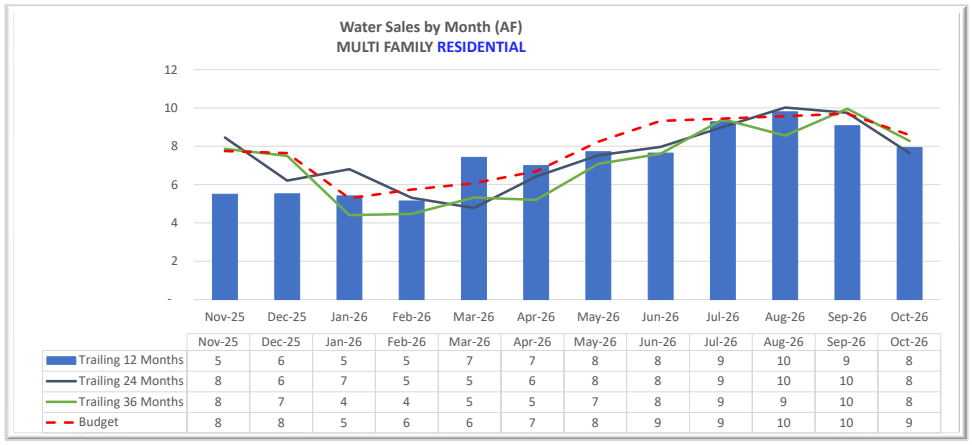

	Nov-25	Dec-25	Jan-26	Feb-26	Mar-26	Apr-26	May-26	Jun-26	Jul-26	Aug-26	Sep-26	Oct-26
Trailing 12 Months	5	6	5	5	7	7	8	8	9	10	9	8
Trailing 24 Months	8	6	7	5	5	6	8	8	9	10	10	8
Trailing 36 Months	8	7	4	4	5	5	7	8	9	9	10	8
Budget	8	8	5	6	6	7	8	9	9	10	10	9

Trailing 12 Months			87 AF
Trailing 24 Months			90 AF
Trailing 36 Months			86 AF
Trailing 12 Month Budget			94 AF
Trailing 12 Months	versus	Trailing 24 Months	(2.7%)
Trailing 24 Months	versus	Trailing 36 Months	2.1%
Trailing 12 Months	versus	Budget	(7.0%)

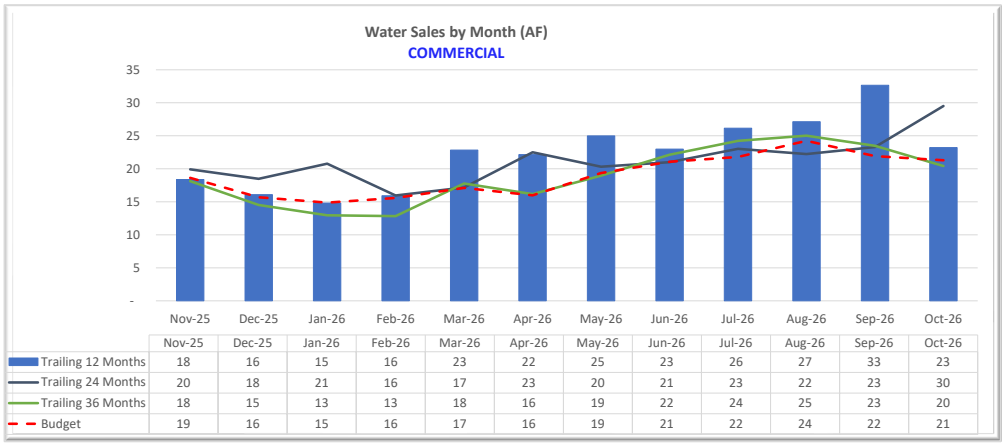

	Nov-25	Dec-25	Jan-26	Feb-26	Mar-26	Apr-26	May-26	Jun-26	Jul-26	Aug-26	Sep-26	Oct-26
Trailing 12 Months	18	16	15	16	23	22	25	23	26	27	33	23
Trailing 24 Months	20	18	21	16	17	23	20	21	23	22	23	30
Trailing 36 Months	18	15	13	13	18	16	19	22	24	25	23	20
Budget	19	16	15	16	17	16	19	21	22	24	22	21

Trailing 12 Months			267 AF
Trailing 24 Months			254 AF
Trailing 36 Months			227 AF
Trailing 12 Month Budget			228 AF
Trailing 12 Month	versus	Trailing 24 Month	5.2%
Trailing 24 Month	versus	Trailing 36 Month	18.0%
Trailing 12 Month	versus	Budget	17.5%

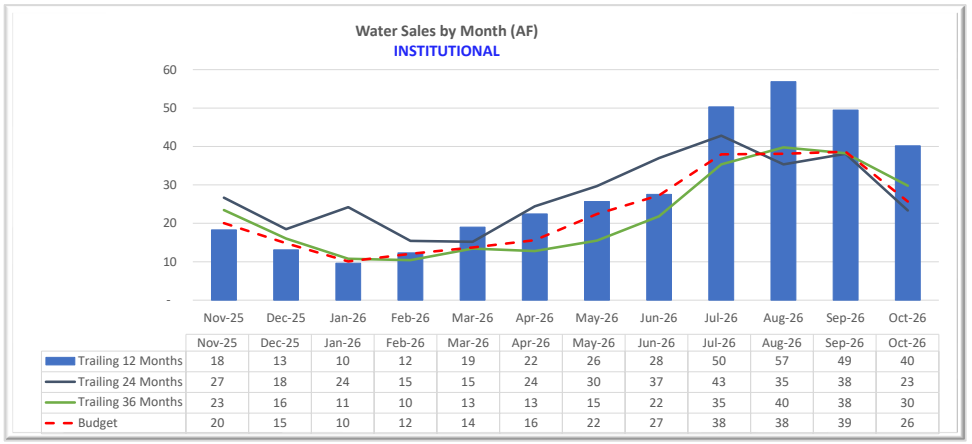

	Nov-25	Dec-25	Jan-26	Feb-26	Mar-26	Apr-26	May-26	Jun-26	Jul-26	Aug-26	Sep-26	Oct-26
Trailing 12 Months	18	13	10	12	19	22	26	28	50	57	49	40
Trailing 24 Months	27	18	24	15	15	24	30	37	43	35	38	23
Trailing 36 Months	23	16	11	10	13	13	15	22	35	40	38	30
Budget	20	15	10	12	14	16	22	27	38	38	39	26

Trailing 12 Months			345 AF
Trailing 24 Months			331 AF
Trailing 36 Months			267 AF
Trailing 12 Month Budget			276 AF
Trailing 12 Months	versus	Trailing 24 Months	4.3%
Trailing 24 Months	versus	Trailing 36 Months	29.0%
Trailing 12 Months	versus	Budget	24.7%

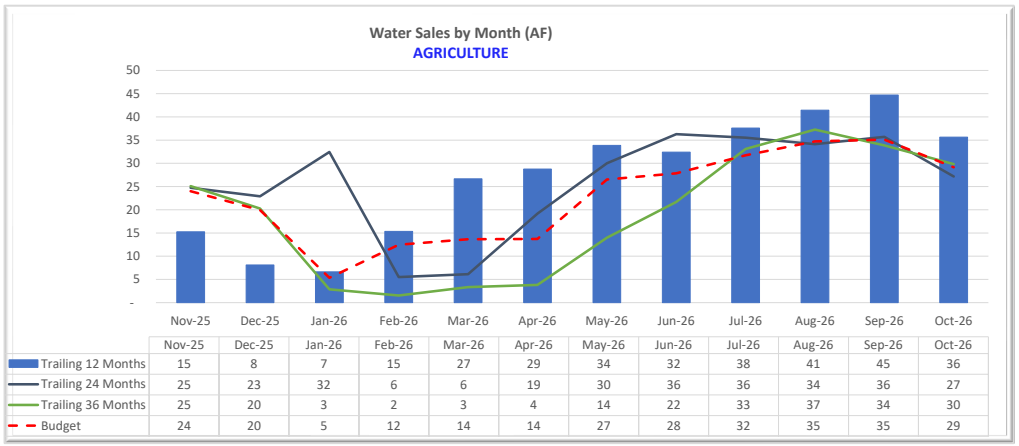

	Nov-25	Dec-25	Jan-26	Feb-26	Mar-26	Apr-26	May-26	Jun-26	Jul-26	Aug-26	Sep-26	Oct-26
Trailing 12 Months	15	8	7	15	27	29	34	32	38	41	45	36
Trailing 24 Months	25	23	32	6	6	19	30	36	36	34	36	27
Trailing 36 Months	25	20	3	2	3	4	14	22	33	37	34	30
Budget	24	20	5	12	14	14	27	28	32	35	35	29

Trailing 12 Months			326 AF
Trailing 24 Months			310 AF
Trailing 36 Months			227 AF
Trailing 12 Month Budget			274 AF
Trailing 12 Month	versus	Trailing 24 Month	5.4%
Trailing 24 Month	versus	Trailing 36 Month	44.0%
Trailing 12 Month	versus	Budget	19.1%

MONTECITO WATER DISTRICT
WATER SALES ANALYSIS
FOR FISCAL YEAR 2026-27

MONTH	% SALES BREAKDOWN	2025-26 ACTUAL SALES (*) AF	2025-26 ACTUAL SALES (*) $	2026-27 BUDGET SALES AF	2026-27 BUDGET SALES $	2026-27 ACTUAL SALES (*) AF	2026-27 ACTUAL SALES (*) SALES	YTD VARIANCE PRIOR YEAR VS. CURRENT YEAR AF	%	$	%	YTD VARIANCE BUDGET VS. ACTUAL AF	%	$	%
JUL	11.6%	443.8	2,287,327	433.2	$2,358,935	468.1	$2,608,546	24.3	5.5%	$321,219	14.0%	34.9	8.0%	249,611	10.6%
AUG	12.4%	434.4	2,223,282	457.0	$2,515,690	501.0	$2,818,500	66.6	15.3%	$595,218	26.8%	44.0	9.6%	$302,810	12.0%
SEP	12.1%	439.5	2,246,351	449.1	$2,470,000	486.4	$2,702,457	46.9	10.7%	$456,107	20.3%	37.3	8.3%	$232,457	9.4%
OCT	9.8%	348.4	1,707,069	372.8	$1,986,680	391.2	$2,112,952	42.8	12.3%	$405,882	23.8%	18.4	4.9%	$126,272	6.4%
NOV	7.8%	224.9	1,036,229	303.2	$1,577,848	0.0	$0	0.0	0.0%	$0	0.0%	0.0	0.0%	$0	0.0%
DEC	5.3%	181.2	820,198	216.3	$1,073,942	0.0	$0	0.0	0.0%	$0	0.0%	0.0	0.0%	$0	0.0%
JAN	4.9%	151.6	658,321	199.1	$987,171	0.0	$0	0.0	0.0%	$0	0.0%	0.0	0.0%	$0	0.0%
FEB	4.6%	187.7	836,596	189.7	$926,823	0.0	$0	0.0	0.0%	$0	0.0%	0.0	0.0%	$0	0.0%
MAR	5.6%	324.8	1,604,647	225.8	$1,131,073	0.0	$0	0.0	0.0%	$0	0.0%	0.0	0.0%	$0	0.0%
APR	6.7%	319.6	1,562,654	267.6	$1,371,549	0.0	$0	0.0	0.0%	$0	0.0%	0.0	0.0%	$0	0.0%
MAY	9.0%	387.8	1,982,937	347.5	$1,831,434	0.0	$0	0.0	0.0%	$0	0.0%	0.0	0.0%	$0	0.0%
JUN	10.4%	384.7	1,956,877	391.9	$2,108,018	0.0	$0	0.0	0.0%	$0	0.0%	0.0	0.0%	$0	0.0%
TOTAL	**100.0%**	**3,828.4**	**18,922,488**	**3,853.0**	**$20,339,164**	**1,846.7**	**$10,242,456**	180.5	10.8%	**$1,778,427**	21.0%	**134.6**	**7.9%**	**$911,150**	**9.8%**

YTD ACTUAL WATER SALES COMPARISON
FOR FISCAL YEAR 2026-27

	2025-26 ACTUAL SALES (YTD) AF	2025-26 ACTUAL SALES (YTD) $	2026-27 BUDGET SALES (YTD) AF	2026-27 BUDGET SALES (YTD) $	2026-27 ACTUAL SALES (YTD) AF	2026-27 ACTUAL SALES (YTD) $	YTD VARIANCE PRIOR YEAR VS. CURRENT YEAR AF	%	$	%	YTD VARIANCE BUDGET VS. ACTUAL AF	%	$	%
YTD	**1,666.2**	**8,464,028**	**1,712.1**	**$9,331,305**	**1,846.7**	**$10,242,455**	**180.5**	**10.8%**	**1,778,427**	**21.0%**	**134.6**	**7.9%**	**911,150**	**9.8%**

QUARTERLY COMPARISON - ACTUALS THROUGH OCTOBER 2026 (*)

	2025-26 ACTUAL SALES AF	2025-26 ACTUAL SALES $	2026-27 BUDGET SALES AF	2026-27 BUDGET SALES $	2026-27 ACTUAL SALES (*) AF	2026-27 ACTUAL SALES (*) $	VARIANCE PRIOR YEAR VS. CURRENT YEAR AF	%	$	%	VARIANCE BUDGET VS. ACTUAL AF	%	$	%
Jul-Sep (Actual)	1,317.8	6,756,959	1,339.3	$7,344,626	1,455.5	$8,129,504	137.7	10.5%	$1,372,544	20.3%	116.2	8.7%	$784,878	10.7%
Oct-Dec (Actual)	754.5	3,563,496	892.2	4,638,471	391.2	$2,112,952	(363.3)	(48.1%)	($1,450,545)	(40.7%)	(501.0)	(56.2%)	($2,525,519)	(54.4%)
Jan-Mar (Actual)	664.2	3,099,564	614.6	3,045,067	0.0	$0	0.0	0.0%	$0	0.0%	0.0	0.0%	$0	0.0%
Apr-Jun (Actual)	1,092.0	5,502,468	1,007.0	5,311,001	0.0	$0	0.0	0.0%	$0	0.0%	0.0	0.0%	$0	0.0%
Total (Actual)	**3,828.4**	**$18,922,488**	**3,853.0**	**$20,339,164**	**1,846.7**	**$10,242,456**	**(225.5)**	**10.8%**	**($78,000)**	**21.0%**	**(384.8)**	**7.9%**	**($1,740,641)**	**9.8%**

MONTECITO WATER DISTRICT
MEMORANDUM

SECTION: 5-E

DATE: NOVEMBER 17, 2026

TO: BOARD OF DIRECTORS

FROM: GENERAL MANAGER

SUBJECT: WATERWORKS REPORT FOR OCTOBER 2026

RECOMMENDATION:

Information only.

DISCUSSION:

The District's Waterworks Report for October 2026 is provided in Attachment 1. The report provides the District's water use for the month, including total use in acre feet (AF) by source, an estimate of unaccounted-for water, customer meter count, total stored water, and water quality.

Highlights for the October 2026 Waterworks Report include:

- Unaccounted water or water loss for the trailing 12-month period is approximately 5.57%.
- Water deliveries in accordance with the District's Water Supply Agreement with the City of Santa Barbara, i.e., desalination, were fully received (117.38 AF).
- Jameson Lake and Lake Cachuma are at 85% and 83% of capacity, respectively, as of the end of October.
- Groundwater production from District wells was 16.19 AF.
- 5,802 AF of SWP supplies are stored Semitropic and available for later use.
- Water quality remains in full compliance with drinking water standards and includes updated data from the 2025 Consumer Confidence Report (CCR).

ATTACHMENT:

1. Waterworks Report for October 2026

Page left intentionally blank.

MONTECITO WATER DISTRICT
MONTHLY WATER WORKS OPERATION REPORT
October 2026

PRODUCTION

District Surface Water Sources (AF)

Jameson Lake[1]	Fox Creek	Doulton Tunnel	
161.5	0.0	24.1	
		Total Surface Water:	**185.6**

District Potable Wells (AF)

Amapola	Ennisbrook 2	Ennisbrook 5	Paden 2	L.E. II	T. Mosby Well
3.8	0.6	0.5	7.3	0.0	0.0
				Total Potable Wells:	**12.2**

District Non Potable Wells (AF)

Las Fuentes	Edgewood Well 3	EVR 3	EVR 4	EVR 6	Valley Club
0.0	4.0	0.0	0.0	0.0	0.0
				Total Non Potable Wells:	**4.0**

South Coast Conduit Deliveries[2] (AF)

Barker Pass	Office	E Valley	Sheffield	Lambert Rd	
33.3	19.1	110.0	3.6	1.6	
Toro Canyon	Ortega Control (Lat 1)	Ortega Pump	Asegra Road	County Yard	
7.4	20.7	9.7	0.2	0.0	
			City Desal Deliveries[3]:		**117.4**
			Cachuma Project Deliveries:		**88.2**
			State Water Deliveries:		**0.0**
			Total South Coast Conduit Deliveries:		**205.6**
				TOTAL DISTRICT PRODUCTION:	**407.3**

[1] Jameson Lake includes arch seepage and weirs 1 and 2

[2] Data for all South Coast Conduit deliveries is provided by COMB

[3] The first 117.38 AF from SCC will be accounted as City Desal Deliveries. SCC volumes in excess of 117.38 AF are accounted as Cachuma/State water accordingly.

METERED USE

Metered Customer Use (AF):	392.0
City of Santa Barbara Intertie or Transfers (AF):	0.0
Carpinteria Valley Water District Intertie (AF):	0.0
TOTAL METERED USE (AF):	**392.0**

UNACCOUNTED WATER[1]

Total District Production (AF):	407.3	Total Metered Use (AF):	392.0
No. of Days in Production Period:	30	Days in Meter Period:	30
Average Daily Production (AF):	13.6	Average Daily Demand (AF):	13.1
Month's Water Loss (AF):	15.4	Adjusted Meter Use for # of Read Days (AF):	392.0
Month's Percentage Loss[2]:	**4%**	**Water Loss[3] (GPM/mile)**	**1**
Trailing 12 Month Percentage Loss:	**5.57%**	**Water Loss[4] (GAL/connection/d)**	**35**

[1] Defined as the difference between PRODUCTION and METERED USE (or sales). This includes *real loss* such as water main breaks, flushing of water mains and use of fire hydrants and *apparent loss* such as unauthorized use and meter inaccuracy.

[2] Loss as a PERCENTAGE is a poor performance indicator due to seasonal production & sales variability

[3] AWWA only uses loss/mile of pipe for agencies with low density of services (less than 32 connections/mile)

[4] AWWA recommends loss per service connection as a system performance indicator for higher density areas. 60 gal/connection/d is an expected value for the District.

CUSTOMER METER COUNT

Active Meters:	4681
New Installations:	0
Meters Removed Per Customer Request:	0
TOTAL ACTIVE METERS	**4681**

MONTECITO WATER DISTRICT
MONTHLY WATER WORKS OPERATION REPORT
October 2026

STORAGE (AF)

	Jameson Lake	Lake Cachuma	SWP (Table A + Supple.) in Cachuma	SWP San Luis Reservoir	Banked Water Semitropic
Full Storage Capacity	4,587	192,978			4,500
Percent Full (%)	85%	83%			
Current MWD Storage	**3,902**	**4,358**	**0**	**63**	**5,802**
				TOTAL STORED WATER (AF)	**14,125**

WATER QUALITY[1]

Compliance

The District water quality is in full compliance with State Primary Drinking Water Standards, or Maximum Contaminant Limits (MCLs)

State and Federal MCL link: *https://www.waterboards.ca.gov/drinking_water/certlic/drinkingwater/documents/ccr/mcls_epa_vs_dwp.pdf.*

Water Quality for each District source can be found in the latest Consumer Confidence Report.

Monthly Treatment Operations

The following changes have been made to District treatment operations during this reporting period:

1) None.

System Water

Parameter	Primary MCL	Frequency	System Average
Lead	15 µg/L	Annual	ND
Copper	1300 µg/L	Annual	470 µg/L
TTHM LRAA	80 µg/L	Quarterly	39.3 µg/L
HAA5 LRAA	60 µg/L	Quarterly	28.4 µg/L
Chlorine Residual	4 ppm (max)	Monthly	0.73 ppm of 56 samples
Coliform Bacteria	<5% Monthly samples	Monthly	0% of 56 samples

Key:

Compliant	Non Compliant

ppm: parts per million
mg/L: milligram per liter
MCL: Maximum Contaminant Limit
ND: Non Detect
NTU: Nephelometric Turbidity Unit
LRAA: Long Range Annual Average (Quarterly)
µg/L: microgram per liter

Source Water

Parameter	Primary MCL	Frequency	Jameson Lake	Groundwater	Cater WTP
Turbidity	1 NTU	Annual	0.03 - 0.26 NTU	< 0.1 NTU	ND - 0.09 NTU
pH	No Standard	Annual	6.98 - 8.20	7.0 - 7.7	7.45 - 7.67
Arsenic	10 µg/L	Annual	ND	ND - 1.0 µg/L	ND
Nitrate	10 mg/L	Annual	ND	0.5 - 2.9 mg/L	ND - 0.50
Iron	300 µg/L	Annual	ND	ND - 30 µg/L	ND
Manganese	50 µg/L	Annual	ND	ND - 40 mg/L2	ND
Total Diss. Solids	1000 mg/L	Annual	610mg/L	560 - 890 mg/L	502 - 772 mg/L
Total Hardness	No Standard (mg/L)	Annual	392 - 408 mg/L	284 - 528 mg/L	304 - 472 mg/L
Total Alkalinity	No Standard (mg/L)	Annual	180 - 244 mg/L	176 - 204 mg/L	157 - 224 mg/L

[1] Data represents the most current available sampling results based on varying regulatory sampling frequencies.

[2] One District well has Total Dissolved Solids above 1000 mg/L but it is blended to below 1000 mg/L prior to entering the distribution system.

RAINFALL

Rainfall (inches)	Office	Doulton	Jameson Lake
October 2025	0.96	2.17	2.86
October 2026	5.06	3.47	3.58
Historical Monthly Average	0.66	1.04	0.86
July 1st to date	5.06	3.47	3.58
Historical Average July 1 to Date	0.93	1.47	1.18

MONTECITO WATER DISTRICT
MEMORANDUM

SECTION: 5-F

DATE: NOVEMBER 17, 2026

TO: BOARD OF DIRECTORS

FROM: GENERAL MANAGER

SUBJECT: AMENDMENT NO. 2 TO THE AGREEMENT FOR PROFESSIONAL ENGINEERING CONSULTING SERVICES WITH WOOD RODGERS INC. FOR DESIGN-RELATED SERVICES FOR THE LADERA, EAST VALLEY AND LAMBERT WATER MAIN REPLACEMENT PROJECT

RECOMMENDATION:

That the Board of Directors authorize Amendment No. 2 to the Agreement for Professional Engineering Consulting Services with Wood Rodgers Inc. for design-related services for the Ladera, East Valley and Lambert Water Main Replacement Project in the amount of $12,000.

DISCUSSION:

As part of the District's ongoing Capital Improvement Program, the District identified the need to replace sections of water mains on East Valley Road, Ladera Lane, and Lambert Road to ensure it continues to provide reliable service to its customers. In addition to the replacement of these water mains, the pressure regulating stations within the project area (Ladera Lane Regulator and Stetson Box on East Valley Road) will also be replaced to improve not only the reliability of the system, but also to provide the District operations staff with improved access to these vaulted facilities.

The District's fiscal year 2026 budget included the Ladera, East Valley and Lambert Water Main Replacement Project (Project) with an approved design budget of $190,000.

On September 29, 2025, an Agreement for Professional Engineering Consulting Services was executed with Wood Rodgers Inc. for engineering design services in connection with the Project in the amount of $149,000.

Project design continues to advance. The 100% Design was completed in early July, and permitting with the County of Santa Barbara and Caltrans has been ongoing since inception of the project design phase. The County has provided two rounds of comments for facilities within its right-of-way on Ladera Lane and Lambert Road, and the team is currently incorporating the second round of comments into the design. Caltrans has also provided comments on work within its right-of-way on East Valley Road, which the team is also incorporating into the design. Final Plans and Specifications are anticipated to be completed in late November/early December 2026.

Wood Rogers is requesting Amendment No. 2 to its Agreement for Professional Engineering Consulting Services for the Project to cover unanticipated costs associated with additional work in connection with County of Santa Barbara and Caltrans permitting. The requested Amendment No. 2 is in the amount of $12,000 and is included as Attachment No. 1 to this memorandum.

FISCAL IMPACT:

The original contract award to Wood Rodgers is in the amount of $149,900. On September 3, 2025, Amendment No.1 was authorized to cover out-of-scope work associated with unanticipated design plan requirements in the amount of $15,000. With proposed Amendment No. 2, the overall project design costs would be $176,900. This updated contract total is within the Board-authorized design budget for this Project.

This amendment is being presented to the Board for approval consistent with the District's Signatory Authority Policy, which limits the General Manager's authority to approve contract amendments to $50,000 or 10% of the original project cost, whichever is less.

ATTACHMENTS:

1. Amendment No. 2 Request from Wood Rodgers Inc.

November 9, 2026 *Via Email: nturner@montecitowater.com*

Mr. Nick Turner, P.E.
General Manager
Montecito Water District
583 San Ysidro Road
Montecito, California 93108

Subject: Montecito Water District – Ladera, Lambert and East Valley Road Water Main Replacement Project – Addendum 2 Request

Dear Mr. Turner,

Wood Rodgers, Inc. (Wood Rodgers) is providing the Montecito Water District (District) with this Addendum 2 Request to provide professional engineering design services for the Montecito Water District Ladera, Lambert and East Valley Road Project (Project).

Scope of Services

During the course of design, the County of Santa Barbara provided additional comments to the design plans that required additional effort not previously anticipated based on previous watermain replacement projects completed for the District within the County of Santa Barbara right of way. Such items include detailing removal of piping appurtenances such as fire hydrants and thrust blocks, detailing of customer service lines at 30-inches minimum, adjustments to the proposed pressure reducing stations, updates to the project specifications addressing these items and additional coordination with District staff as required to gain comment clarification from the County.

Additionally, Caltrans provided comments on the plans requiring the District's standard pipeline depth of 30-inches be revised to 42-inches minimum for the pipeline segment within Caltrans right of way (East Valley Road), requiring Wood Rodgers to update the vertical profile design. Caltrans also requested that proposed valves should not be installed at vehicle wheel track locations, for which Wood Rodgers evaluated the pipeline and valve locations to demonstrate they are not within those locations.

We respectfully request an amendment for these additional design modifications to the plans and specifications. The County has not yet approved the revised Plans, therefore another round of comments and revisions may be required. To ensure adequate budget and effort is available to address both comments provided to date and possible future comments, we request an amendment to add $12,000 to Task 3.5 – 100% Plans.

Respectfully Submitted,

Karl F. Meier, PE
Principal
kmeier@woodrodgers.com
(619) 819.9222

Page left intentionally blank.

MONTECITO WATER DISTRICT
MEMORANDUM

SECTION: **5-G**

DATE: **NOVEMBER 17, 2026**

TO: **BOARD OF DIRECTORS**

FROM: **GENERAL MANAGER / LEGAL COUNSEL**

SUBJECT: **ADOPTION OF RESOLUTION NO. 2337 AMENDING THE DISTRICT'S CONFLICT OF INTEREST CODE AND APPENDIX "A" THERETO**

RECOMMENDATION:

That the Board of Directors adopt Resolution No. 2337 amending the District's Conflict of Interest Code and Appendix "A" thereto and authorize the General Manager to submit the amended Code to the County of Santa Barbara.

DISCUSSION:

The Political Reform Act (Act) prohibits public officials from using their official positions to influence governmental decisions in which they have a financial interest. Pursuant to Government Code §§87300–87314, an agency must adopt a Conflict of Interest Code that identifies officials and employees within the agency who make governmental decisions that may foreseeably have a material effect on a financial interest.

To help identify potential conflicts of interest, Government Code §87302 requires public officials and employees in designated positions in a Conflict of Interest Code to report their financial interests on a form called "Statement of Economic Interests (Form 700)". Conflict of Interest Codes and Form 700s help ensure officials act in the public's best interest.

There are three essential components to a Conflict of Interest Code required by the FPPC; they include: (1) an Incorporation Section; (2) a List of Designated Positions; and (3) Disclosure Categories. The Incorporation Section is the "nuts and bolts" of the Code, including where forms are to be filed and how they are to be retained. The List of Designated Persons delineates all agency positions that make, or participate in the making of, governmental decisions that may foreseeably have a material effect on any financial interest. [Title 2, Division 6, California Code of Regulations 18702]. The Disclosure Categories describe the types of financial interests officials must disclose on their Form 700s.

The County of Santa Barbara is the body designated by law to review the conflict of interest codes of local agencies within its jurisdiction. In August 2026, the District conducted its latest biennial review of its Conflict of Interest Code, determined that no amendments were necessary, and submitted the 2026 Local Agency Biennial Notice form to the County.

After submitting the Biennial Notice form, the Board of Directors, at its October 27, 2026, meeting, authorized an updated job description for the Business Manager position. The revisions included a change in the position title from Business Manager to Chief Financial Officer. Because of this change, the County has requested that the District update its Conflict of Interest Code to reflect this change so that, upon filing their Form 700, the District's Chief Financial Officer can indicate the appropriate position title.

Attached is proposed Resolution No. 2337, amending the District's Conflict of Interest Code, specifically the List of Designated Positions included in Appendix "A". This amendment does not change any other parts of the Code, and the Code as drafted complies with FPPC requirements. The updated Code, if adopted, will be submitted to the County and, once approved by the County, will be the updated Conflict of Interest Code for the District.

Legal counsel reviewed the updated Code and concurs with the proposed revisions.

ATTACHMENTS

1. Proposed Resolution No. 2337 Amending the District's Conflict of Interest Code and Appendix "A" Thereto

RESOLUTION NO. 2237

RESOLUTION OF THE BOARD OF DIRECTORS OF THE MONTECITO WATER DISTRICT AMENDING THE DISTRICT'S CONFLICT OF INTEREST CODE AND APPENDIX "A" THERETO

WHEREAS, by Resolution No. 1661, the Board of Directors of the Montecito Water District adopted the District's Conflict of Interest Code pursuant to the California Political Reform Act; and

WHEREAS, the Conflict of Interest Code adopted by the District includes Appendices "A" and "B" in which members and employees are designated and disclosure categories are set forth; and

WHEREAS, by Resolution No. 2075, the Board of Directors amended Appendix "A" to add a designated position; and

WHEREAS, by Resolution No. 2170, the Board of Directors further amended Appendix "A" to add additional designated positions; and

WHEREAS, by Resolution No. 2203, the Board of Directors further amended the Conflict of Interest Code to include the addition of provisions concerning the electronic filing of Form 700 statements, and Appendix A to reflect the creation of the Engineering Manager/Assistant General Manager position, and updated references as to how disclosure requirements for consultants are determined and tracked; and

WHEREAS, the Board of Directors desires to further amend Appendix "A" of the District's Conflict of Interest Code, in the form attached to this resolution;

NOW THEREFORE, **BE IT RESOLVED** by the Board of Directors of the Montecito Water District that:

1. Appendix "A" to the Conflict of Interest Code entitled "Designated Positions and Disclosure Categories" is hereby amended as set forth in Exhibit "A" attached to this Resolution.
2. Exhibit "A" attached to this Resolution, which includes the Conflict of Interest Code, and Appendix A and Appendix B thereto, shall constitute the Conflict of Interest Code of Montecito Water District as of the date of adoption of this Resolution.

PASSED AND ADOPTED by the Board of Directors of the Montecito Water District this 27th day of October, 2026 by the following roll call vote:

AYES:
NOES:
ABSTAIN:
ABSENT:

APPROVED:

_____
Brian Goebel, President

ATTEST:

_____
Nick Turner, Secretary

DRAFT

CONFLICT OF INTEREST CODE
FOR THE MONTECITO WATER DISTRICT

The Political Reform Act, Government Code section 81000 et seq., requires local government agencies to adopt and promulgate Conflict of Interest Codes. The Fair Political Practices Commission has adopted a regulation (2 Cal. Code Regs. §18730) which contains the terms of a standard Conflict of Interest Code, and which may be amended by the Fair Political Practices Commission to conform to amendments in the Political Reform Act after public notice and hearings.

The terms of California Code of Regulations, Title 2, Section 18730, and any amendment to it duly adopted by the Fair Political Practices Commission, are hereby incorporated by reference as the Conflict of Interest Code for the Montecito Water District, and along with the attached Appendix A (which designates positions requiring disclosure) and Appendix B (which sets forth disclosure categories for each designated position) constitute the Conflict of Interest Code of the Montecito Water District.

Designated filers may file their statements online using eDisclosure, which will submit the Form 700 to the County Clerk, Recorder, and Assessor. Statements will be made available for public inspection and reproduction (Government Code §81008). Designated filers who file using a paper Form 700 shall file with the Montecito Water District. Upon receipt of the Statement filed by the designated filer, a copy shall be retained by Montecito Water District, and the original shall be forwarded to the County Clerk, Recorder, and Assessor.

IN PREPARING THE FORM 700, DESIGNATED FILERS NEED ONLY DISCLOSE THOSE FINANCIAL INTERESTS FALLING WITHIN THE DISCLOSURE CATEGORIES DESIGNATED FOR THAT FILER'S POSITION AS STATED IN APPENDICES A AND B.

Adopted this 17th day of November, 2026

_____
Brian Goebel, President
Board of Directors

I HEREBY CERTIFY that this Conflict of Interest Code was adopted at a meeting of the Board of Directors of Montecito held on November 17, 2026.

ATTEST:

_____
Nicholas Turner, Secretary

APPENDIX A

Persons occupying the following positions are designated filers and must disclose financial interests in those categories described in Appendix B which are listed opposite their respective designated positions:

Designated Positions	Disclosure Categories
1. Director	1, 2, 3, 4
2. General Manager	1, 2, 3, 4
3. General Counsel	1, 2, 3, 4
4. Consultant*	
5. Engineering Manager/Assist. General Manager	1, 2, 3, 4
6. Chief Financial Officer	1, 2, 3, 4

* The disclosure, if any, required of a consultant (California Code of Regulations, Title 2, Section 18700.3) will be determined on a case - by – case basis by the General Manager or designee of same. The determination of whether a consultant has disclosure requirements will be made in writing on a Fair Political Practices Commission Form 805. The determination should include a description of the consultant's duties and based upon that description, a statement of the extent, if any, of the disclosure requirements. Each Form 805 is a public record and should be retained for public inspection either in the same manner and location as the Conflict of Interest Code, or with appropriate documentation at the location where the Conflict of Interest Code is maintained, cross-referencing to the Form 805.

DRAFT

APPENDIX B

CATEGORIES OF DISCLOSURE

CATEGORY 1

Interests in real property which is located in whole or in part within the jurisdiction of the Montecito Water District, including any leasehold, beneficial or ownership interest or option to acquire such interest in real property, if the fair market value of the interest is $1,000 or more.

CATEGORY 2

Business positions or investments in or income from persons or business entities engaged in the appraisal, acquisition, or disposal of real property within the jurisdiction of the Montecito Water District.

CATEGORY 3

Business positions or investments in and income from any source or sources of income, if:

a) The business entities or the source or sources of income are of the type which, within the previous two years, have provided or contracted to provide, or in the future with reasonable foreseeability might provide or contract to provide services, supplies, materials, machinery or equipment to or for the use of the District; and
b) Within the previous two years, the designated employee has made, participated in making, or in any way has attempted to use his or her official position to influence the governmental decision to obtain or procure services, supplies, materials, machinery or equipment of the same or similar type as those so provided or contracted to be provided to the District or if the duties of the designated employee's position make it reasonably foreseeable that he or she might engage in such activity.

DRAFT

CATEGORY 4

Business positions or investments in business entities and income from any source or sources of income, if:

a) The business entities or the source or sources of income are of the type which, within the previous two years, have furnished or contracted to furnish, or in the future with reasonable foreseeability might furnish or contract to furnish services, supplies, materials, machinery or equipment as a subcontractor in any contract with the District to provide services, supplies, materials, machinery or equipment to or for the use of the District; and

b) Within the previous two years, the designated employee has made, participated in making, or in any way has attempted to use his or her official position to influence the governmental decision to obtain or procure services, supplies, materials, machinery, or equipment of the same or a similar type as those so provided or contracted to be provided to the District, or if the duties of the designated employee's position make it reasonably foreseeable that he or she might engage in such activity.

DRAFT

Page left intentionally blank.

MONTECITO WATER DISTRICT
MEMORANDUM

SECTION: 6-A

DATE: NOVEMBER 17, 2026

TO: BOARD OF DIRECTORS

FROM: GENERAL MANAGER

SUBJECT: ELECTION OF BOARD OFFICERS, APPOINTMENT OF COMMITTEE MEMBERS AND REGIONAL BOARD REPRESENTATIVES, AND OTHER ORGANIZATIONAL BUSINESS FOR 2027

RECOMMENDATION:

1. That the Board of Directors discuss the annual election of officers for the positions of President and Vice President, and the committee member appointments for 2027.
2. That the Board consider the following actions:
   a. Elect or reelect a Board President and Vice President for 2027
   b. Reappoint the General Manager as Board Secretary
   c. Reappoint the Chief Financial Officer as Assistant Board Secretary and District Auditor
   d. Designate American Riviera Bank as the depository for District operating funds
   e. Designate Charles Schwab as the depository for District investment funds
   f. Designate the District office located at 583 San Ysidro Road as the place for all regular meetings of the Board of Directors
   g. Continue to retain Wendelstein Law Group PC as District Counsel
3. That the 2027 Board President-Elect appoint the 2027 Committee Members and Regional Board representatives

DISCUSSION:

The current President and the Board of Directors will conduct the annual election of officers for the 2027 Board President and Vice President. These officers will assume their responsibilities effective January 1, 2027. The Board of Directors will then consider the appointments, retentions, and/or designations as listed in recommendations 2(a) through 2(g).

The newly elected Board President will appoint District Committee members and Joint Power Agency (JPA) representatives.

ATTACHMENTS:

1. 2026 District Officers and Committee Appointments

Page left intentionally blank.

2026 MWD Officers, Committees, and Regional Board Appointments

Approved November 18, 2025

MWD Officers	Member
President	Goebel
Vice-President	Hayman

MWD Committees	Committee Chair	Committee Member	Alternate Member	Typical Date / Time / Location
Operations & Customer Relations	Wicks	Plough	Coates	3rd Monday of Month / 9:30am / District Boardroom
Finance	Hayman	Goebel	Plough	3rd Tuesday of Month / 11:00am / District Boardroom
Strategic Planning	Coates	Plough	Wicks	As needed / 9:30am / District Boardroom
Ad Hoc - Water Rights Opportunities	Coates	Wicks	-	As needed

Regional Boards and Others	Representative	Alternate		
ACWA-JPIA	Wicks	Plough		Semi-annual meetings concurrent with ACWA Conferences
Cachuma Operation & Maintenance Board (COMB)	Hayman	Plough		4th Monday of Month / 1:00pm - 4:00pm / COMB Headquarters
Cachuma Conservation & Release Board (CCRB)	Plough	Goebel		1st Thursday of Month / 2:00pm - 4:00pm / Location varies
Central Coast Water Authority (CCWA)	Coates	Plough		4th Thursday of Month / 9:00am - 12:00pm / CCWA Office
Santa Barbara County California Special Districts Assoc. (SBCCSDA)	Wicks	Coates		Date, Time and Location varies
Cal Desal	Wicks	Hayman		Date, Time and Location varies

Contact List:

COMB: General Manager - Janet Gingras jgingras@cachuma-board.org, (805) 687-4011 x 201, Headquarters location: 3301 Laurel Canyon Road, Santa Barbara, CA 93105

CCRB: General Manager - Peter Cantle pcantle@ccrb-board.org, (805) 732-2272, No office location, Meeting location rotates between Member Agency offices (Goleta Water District, City of Santa Barbara, MWD)

CCWA: Executive Director - Ray Stokes RAS@ccwa.com, (805) 697-5214, Office location: 255 Industrial Way, Buellton, CA 93427

SBCCSDA: Current Board President - Cynthia Allen, Vandenberg Village Community Services District, president@sbccsda.org, (805) 733-3417, Meeting location changes monthly depending on the topic of discussion

Cal Desal: Executive Director - Glenn Farrel glennf@caldesal.org, (916) 216-1747, Meetings held on Zoom and at various Conferences

Page left intentionally blank.

MONTECITO WATER DISTRICT
MEMORANDUM

SECTION: **6-B**

DATE: **NOVEMBER 17, 2026**

TO: **BOARD OF DIRECTORS**

FROM: **GENERAL MANAGER**

SUBJECT: **ADOPTION OF 2027 BOARD AND COMMITTEE MEETING CALENDAR**

RECOMMENDATION:

That the Board of Directors adopt the proposed 2027 Board and Committee Meeting Calendar.

DISCUSSION:

Attachment 1 to the memorandum lists the proposed schedule of regular meeting dates for 2027.

ATTACHMENTS:

1. Proposed 2027 Montecito Water District Meeting Calendar

Page left intentionally blank.

2027 Board of Directors Meeting Calendar

Adopted XX, XX, 2026

BOARD OF DIRECTORS	OPERATIONS AND CUSTOMER RELATIONS COMMITTEE	FINANCE COMMITTEE
January 26, 2027	January 20, 2027[A]	January 19, 2027
February 23, 2027	February 17, 2027[B]	February 16, 2027
March 23, 2027	March 15, 2027	March 16, 2027
April 27, 2027	April 19, 2027	April 20, 2027
May 25, 2027	May 17, 2027	May 18, 2027
June 22, 2027	June 14, 2027	June 15, 2027
No July Meeting	No July Meeting	No July Meeting
August 24, 2027	August 16, 2027	August 17, 2027
September 28, 2027	September 20, 2027	September 21, 2027
October 26, 2027	October 18, 2027	October 19, 2027
November 16, 2027[C]	November 8, 2027[C]	November 10, 2027[C]
No December Meeting	No December Meeting	No December Meeting

A Rescheduled to Wednesday of the same week due to Martin Luther King Jr. Day

B Rescheduled to Wednesday of the same week due to Presidents' Day

C November Board and Committee Meetings rescheduled due to the Thanksgiving holiday

DRAFT

Regular Meeting Schedule:

Board of Directors	4th Tuesday of the month, 9:30 a.m.
Operations & Customer Relations Committee	3rd Monday of the month, 9:30 a.m.
Finance Committee	3rd Tuesday of the month, 11:00 a.m.
Strategic Planning Committee	As needed

Page left intentionally blank.

MONTECITO WATER DISTRICT
MEMORANDUM

SECTION: **6-C**

DATE: **NOVEMBER 17, 2026**

TO: **BOARD OF DIRECTORS**

FROM: **GENERAL MANAGER**

SUBJECT: **PROPOSED RESOLUTION NO. 2336 ADOPTING A DIRECTORS' COMPENSATION, EXPENSE REIMBURSEMENT AND BENEFITS POLICY FOR 2027**

RECOMMENDATION:

That the Board of Directors approve proposed Resolution No. 2336, Adopting a *Directors' Compensation, Expense Reimbursement, and Benefits Policy* for 2027.

DISCUSSION:

The California Water Code authorizes districts to pass an ordinance establishing a Board compensation rate and a methodology for calculating increases to that rate [Water Code §20201 and §20202]. The District passed Ordinance 88 in 2007, establishing compensation at an initial rate of $100 per day. As authorized by the Ordinance, the compensation rate is established and updated annually via separate resolution. The District's *Directors' Compensation, Expense Reimbursement, and Benefits Policy* ("Policy") provides guidance and standards on the use and expenditure of District resources. In accordance with the Policy and Ordinance 88, Resolution No. 2236 proposes increasing Director compensation for 2027 by $5 to $200 for each day of attendance at meetings of the Board or for each day of service rendered as a member of the Board.

Attached is proposed Resolution No. 2336, Adopting a *Directors' Compensation, Expense Reimbursement, and Benefits Policy* (Policy) for 2027.

ATTACHMENTS:

1. Proposed Resolution No. 2336, a Resolution of the Board of Directors of the Montecito Water District Adopting a *Directors' Compensation, Expense Reimbursement, and Benefits Policy* for 2027

Page left intentionally blank.

RESOLUTION NO. 2336

A RESOLUTION OF THE BOARD OF DIRECTORS OF THE MONTECITO WATER DISTRICT ADOPTING A DIRECTORS' COMPENSATION, EXPENSE REIMBURSEMENT AND BENEFITS POLICY FOR 2027

WHEREAS, the Montecito Water District's *Directors' Benefits, Compensation and Expense Reimbursement Policy* (Policy) was last revised on November 18, 2025 and provides guidance to District Directors on the use and expenditure of District resources as well as the standards against which those expenditures will be measured; and

WHEREAS, District Ordinance No. 88, adopted September 18, 2007, set the base rate for Directors' compensation at $100 per day for each day of attendance at meetings in accordance with the Policy and the California Water Code. Ordinance No. 88 established that "For each subsequent calendar year following calendar year 2007, the compensation set forth herein may be increased upon the adoption of a resolution by the Board of Directors authorizing an increase in the compensation paid to each Director in an amount not to exceed the sum of $5.00 for each calendar year following the last adjustment"; and

WHEREAS, beginning in 2009 and periodically thereafter, the District adopted resolutions increasing the base rate for Directors' compensation per day for each day of attendance at meetings in accordance with the Policy. Most recently, the District adopted Resolution No. 2315 on November 18, 2025, which increased the base rate for Directors' compensation to $195 per day for each day of attendance at meetings in accordance with the Policy; and

WHEREAS, the Board of Directors seeks to update the *Directors' Benefits, Compensation, and Expense Reimbursement Policy*. The annual review of the Policy is intended to ensure that Director compensation and benefits remain competitive and appropriate for the services provided and allows the District to attract and retain highly qualified Directors with diverse skills and backgrounds.

NOW, THEREFORE, BE IT RESOLVED by the Board of Directors of the Montecito Water District as follows:

1. Resolution No. 2315 updating Director compensation for 2026 is hereby repealed entirely and replaced with Resolution No. 2336.
2. That the adoption of this Resolution is not subject to the California Environmental Quality Act because it will not result in a direct or reasonably foreseeable indirect physical change in the environment pursuant to CEQA Guidelines section 15060(c)(2).
3. **Director Compensation**
    a. Compensation will be paid to Directors for:
        i. Attendance at meetings including:
            1. District Board and Committee meetings, including Ad hoc Committees.
            2. Meetings of Joint Powers Agencies of which the District is a member,

and meetings of other agencies to which the Director is assigned as the District representative or the alternate representative.

3. Orientation meetings for the District, Joint Powers Agencies or other agencies when a new Director is assigned as the District representative or the alternate representative.
4. Meetings with management, staff and/or legal counsel of the District concerning District-related matters that are more than 30 minutes in length.
5. Conferences including but not limited to ACWA, CSDA, and CalDesal.
6. Meetings with lobbyists or other professional consultants of the District.
7. Meetings with local, regional, state, and federal government representatives and community and non-governmental organizations on District-related matters.

ii. Attendance at mandatory and/or approved trainings (in person or remote) related to District business, including independent study in connection with trainings that are more than 30 minutes in length.

iii. Attendance at hearings, including administrative and judicial proceedings, concerning District-related matters.

iv. Communications, written or verbal, with management, staff and/or legal counsel of the District, or Joint Powers Agencies or other agencies of which the District is a member, concerning District-related matters that require more than 30 minutes for preparation and/or review.

v. Communications, written or verbal, with local, regional, state, and federal government, and other non-governmental organizations on District-related matters requiring more than 30 minutes for preparation and/or review.

vi. Performance of other activities required by the District or Joint Powers Agencies or other agencies of which the District is a member, such as review and approval of financial transactions, and state and federal annual filings, requiring more than 30 minutes.

vii. Other functions authorized by the Board President, with the amounts of any such authorization by the Board President to be included in District financial reporting at an open and public Board meeting and approved by the Board.

b. Director compensation is limited to payment for one meeting per day for the District or any agency sharing the same Board of Directors as the District, and no more than ten meetings per month per agency pursuant to Water Code §20201 and §20202.

c. The rate of Director compensation is set by the Board in accordance with state law and annual Board resolution. Beginning January 1, 2027, Director compensation is

increased by the sum of $5 (five dollars) from the current $195 to $200 per day for each day of attendance at meetings in accordance with Ordinance 88.

d. Compensation will not be paid to the Director when attendance is compensated by another agency.

e. Compensation for one travel day each way will be allowed, but only if required for distant locations or timelines.

4. <u>Expense Reimbursements</u>

a. Expenses will be paid for attendance at the meetings, trainings, conferences, and other functions as described in Section 3.

b. Directors will be reimbursed for those actual, reasonable, and necessary expenses related to the District business specified herein, and for the benefit of District customers.

c. Reimbursement will be limited to those expenses incurred by Directors only and does not include additional expenses for spouses, family members, or guests. Exception will be made if another person is necessary to provide essential support necessary to a Director due to a specific recognized handicap or physical limitation.

d. Where expenses are not included in the registration cost of an authorized event or activity, reimbursement of actual expenses will be in accordance with the limits set forth below:

i. <u>Incidental Expenses</u>: Expenses for alcoholic beverages, entertainment, personal phone calls, and other personal incidental expenses will not be reimbursed.

ii. <u>Travel</u>: Reimbursement will be provided only for the expense equivalent to the most economical mode and class of transportation reasonably consistent with scheduling requirements. The actual mode of travel will be at the option of the Director.

1. Mileage: If travel involves the use of a personal vehicle, mileage will be reimbursed at the current IRS rate.

2. Air Travel: The District will pay for the actual cost of air travel. The District will endeavor to book air travel in consultation with the Director and pay the cost of air travel directly.

3. Travel outside of California must have prior Board approval.

iii. <u>Meals</u>: Meals will be reimbursed based upon actual cost and submittal of itemized receipts.

iv. <u>Lodging</u>: The District will pay for the actual cost of lodging. The most reasonably priced room should be chosen. The District will endeavor to

DRAFT

book lodging in consultation with Directors and pay the lodging costs directly.

v. District-Related Incidental Costs: District-related phone calls or photocopying will be reimbursed based upon actual costs and submittal of receipts.

vi. The District will not issue District credit cards or cell phones for use by any Director.

e. At the request of the Director, the District will provide a one-time reimbursement per term of office for the purchase, operation and/or maintenance of office equipment necessary to effectively perform the duties of the office. Office equipment may include a computer, tablet, printer/scanner, and/or cell phone. The one-time reimbursement shall be for the actual purchase price of the equipment, but under no circumstances may such reimbursement exceed $3,000.

f. Reimbursement Procedure:

i. Expenses will be reimbursed by the District in accordance with these rules within two weeks of submission to the General Manager on the Director's fee and/or expense reimbursement form. [Government Code §53232.3].

ii. All compensation and reimbursement paid to Directors will be included on the next check register to be reviewed and ratified by the Board at the succeeding Board meeting.

iii. At the next Board meeting after expenses are incurred, Directors shall briefly report on meetings they attended at District expense. If multiple Directors attend, a joint report may be made. [Government Code §53232.3]

5. Director Benefits

Medical and retirement benefits are not available to Directors at this time.

PASSED AND ADOPTED by the Board of Directors of the Montecito Water District this 17th day of November 2026 by the following roll call vote:

AYES:
NOES:
ABSENT:
ABSTAIN:

APPROVED:

_____
Brian Goebel, Board President

ATTEST:

_____
Nicholas Turner, Secretary

DRAFT

MONTECITO WATER DISTRICT
MEMORANDUM

SECTION: 6-E

DATE: NOVEMBER 17, 2026

TO: BOARD OF DIRECTORS

FROM: GENERAL MANAGER / LEGAL COUNSEL

SUBJECT: DISCUSSION OF APPOINTMENT OF NEW DIRECTOR

RECOMMENDATION:

1. That the Board of Directors provide input on and approval of:
   a. Proposed Appointment Process and Timeline
   b. Proposed Notice of Vacancy
   c. Proposed Candidate Information Sheet
2. That the Board President appoint an Ad hoc Committee to perform the initial review of Candidates and to identify a short list of applicants for interview by the Board of Directors.

DISCUSSION:

Following Director Wicks's anticipated resignation in early December, a vacancy will be created on the Board of Directors. Pursuant to California Government Code Section 1780, the District has 60 days from the effective date of the resignation (or the date the Board is notified, whichever is later) to fill the vacancy either by appointment or by calling an election. Should the Board fail to take action within the 60-day statutory window, the authority to appoint a replacement or call an election shifts to the County Board of Supervisors.

To ensure the Board meets deadlines while conducting an appropriate process to fill the vacancy, staff have prepared the attached timeline and recruitment materials for the Board's review and approval.

Process and Timeline (Attachment 1) – The proposed timeline outlines key milestones, including:

- Notice Posting: Posting the Notice of Vacancy on the District website, in the Montecito Journal, and at a minimum of three conspicuous locations within the District at least 15 days before the appointment is made, as required by Government Code Section 1780(d)(1).
- Application Window: Establishing a clear submission deadline to allow sufficient time for candidate vetting by an Ad hoc Committee.
- Board Interviews and Appointment: Scheduling a Special or Regular Board meeting for public interviews, and final appointment ahead of the 60-day appointment deadline.

Notice of Vacancy (Attachment 2) – To attract a broad and qualified pool of applicants, staff has drafted a Notice of Vacancy for distribution across the District's website, local publications, and physical posting locations.

Candidate Information Sheet (Attachment 3) – To collect consistent background information, verify candidate eligibility (such as registered voter status and residency within the District), and gauge applicants' interest and qualifications for serving on the Board.

ATTACHMENTS:

1. Proposed Process and Timeline for appointment of A New Director to fill vacancy
2. Proposed Notice of Vacancy Advertisement & Posting
3. Proposed Candidate Information Sheet

ATTACHMENT NO. 1

MONTECITO WATER DISTRICT
PROCESS AND TIMELINE FOR APPOINTMENT OF A NEW DIRECTOR TO FILL VACANCY

Date	Proposed Action
December 4, 2026	Effective date of vacancy on the Board of Directors.
December 7, 2026	Post the *Notice of Vacancy* on the District website, in the Montecito Journal, and at a minimum of three conspicuous locations within the District (e.g., (1) Montecito Water District office; (2) Montecito Community Hall; (3) Summerland Post Office.
December 19, 2026	Deadline for notifying the County elections official of the vacancy (no later than 15 days following either the date the District is notified, or the effective date of the vacancy, whichever is later).
December 10 & 17, 2026	Publish the *Notice of Vacancy* in the Montecito Journal (publications occur on Thursdays only).
December 22, 2026	Last day to receive written Letters of Interest, Resumes, and Candidate Information Sheets from Applicants.
December 23, 2026	General Manager/Board Secretary to provide all information received from Applicants to the Ad hoc Committee for review.
January 5, 2027	Ad hoc Committee to identify no more than three Candidates to be interviewed by the Board of Directors.
January 12, 2027	Board to conduct interviews at a special meeting.
January 26, 2027	Board to appoint the New Director at its regular January meeting.
February 2, 2027	End of 60-day period in which appointment must be made by the Montecito Water District (Government Code § 1780(a).
February 10, 2027	Last day to notify the County elections official of the appointment (no later than 15 days following the appointment).

Page left intentionally blank.

ATTACHMENT NO. 2

An advertisement would be run in the Montecito Journal, and be posted on the District's website and at no fewer than three locations around the District's service area [Govt Code Section 1780(d)(1)] on the dates indicated in the timeline. The proposed wording for the advertised Notice of Vacancy is shown below.

NOTICE OF VACANCY
BOARD OF DIRECTORS
MONTECITO WATER DISTRICT

Notice is hereby given that a vacancy exists on the Board of Directors of the Montecito Water District, effective December 4, 2026, due to the resignation of Director Floyd Wicks. Pursuant to California Government Code Section 1780, the Board of Directors intends to fill this vacancy by appointment.

The Montecito Water District is an independent special district governed by a five-member Board of Directors elected at-large by District voters. The Board of Directors is seeking qualified applicants to serve as an appointed Director until the next general election in November 2028.

Applicant Qualifications

- Must reside within the service area of the Montecito Water District, generally encompassing the communities of Montecito and Summerland.
- Be a registered voter.

Other Information

- Term of appointment extends through the first week in December 2028. The appointee must run in the General Elections in November 2028 to retain the appointed seat thereafter.
- Regular meetings of the Board of Directors are held on the fourth Tuesday of each month, except July and December, beginning at 9:30 a.m. at the District's office.
- Directors are expected to serve on at least one District Committee that typically meets monthly and may need to represent the District at other meetings, including as the District's representative on the Board of Directors of various Joint Powers Authorities of which it is a member.
- Education and experience in water resources, finance, engineering, public policy, business management, planning, or related fields is desirable.

How to Apply

- Interested and qualified individuals are invited to submit a letter of interest, resume, and Candidate Information Sheet to the Montecito Water District no later than December 22, 2026, by 5:00 p.m.
- Submit information to Nick Turner, General Manager, Montecito Water District, 583 San Ysidro Road, Montecito, CA 93108, nturner@montecitowater.com.

Selection Process

- The Board of Directors plans to review applications and interview candidates at a public meeting scheduled for January 12, 2027, at 9:30 am at the District's office.

For questions or additional information, please contact Nick Turner at (805) 969-2271 or visit www.montecitowater.com.

Dated: [Date of Notice]
By Order of the Board of Directors of the Montecito Water District
Nick Turner, Board Secretary

DRAFT

Page left intentionally blank.

Montecito Water District

Board of Directors Vacancy – Candidate Information Sheet

Submission Instructions: Please complete this form in its entirety and submit it along with your Letter of Interest and Resume to the General Manager, Montecito Water District, at 583 San Ysidro Road or nturner@montecitowater.com no later than December 22, 2026.

Note: *Once submitted, this document, your letter of interest, and your resume are public records subject to disclosure under the California Public Records Act and may be included in the public Board meeting packet.*

SECTION 1: APPLICANT CONTACT & RESIDENCY VERIFICATION

To be eligible for appointment to the Board of Directors, an applicant must be a registered voter residing within the boundaries of the Montecito Water District.

Full Legal Name:	
Residential Street Address:	
City, State, ZIP Code:	**Length of Residence at Current Address:** *(Years / Months)*
Mailing Address (if different from residential address):	
Primary Phone Number:	**Secondary Phone Number:**
Email Address:	
Are you a registered voter at the residential address listed above? ☐ **Yes** ☐ **No**	

DRAFT

SECTION 2: BACKGROUND & AFFILIATIONS

Current Occupation / Employer:
Relevant Education, Licenses, or Certifications:
Current or Past Service on Public Boards, Commissions, or Committees: *(Please list the organization, your role, and dates of service)*
Community, Civic, or Professional Organizations:

DRAFT

SECTION 3: SUPPLEMENTAL QUESTIONS

Please provide brief, clear responses to the following questions in the spaces below or on a separate attached sheet.

1. Motivation for Service: Why are you interested in serving on the Montecito Water District Board of Directors at this time?

2. Relevant Experience: What specific background, skills, or experience (e.g., water resources, finance, engineering, public policy, business management, planning) would you bring to the Board?

3. District Priorities & Challenges: What do you view as the most significant issues or challenges facing the Montecito Water District over the next five years, and how should the Board approach them?

4. Governance & Collaboration: Serving on a public board requires making policy decisions as part of a collective body while balancing ratepayer affordability, infrastructure needs, and regulatory requirements. How do you approach working collaboratively with fellow board members when perspectives differ?

5. Time Commitment: Regular Board meetings are held on the fourth Tuesday of the month at 9:30 am, in addition to committee assignments, special meetings, and preparation time. Can you commit the necessary time to fulfill these duties?

☐ **Yes** ☐ **No** *(If no, please explain below)*

DRAFT

SECTION 4: CONFLICT OF INTEREST & ELIGIBILITY DISCLOSURE

Do you, your spouse/domestic partner, or any dependent have any financial interest, contract, or employment relationship with Montecito Water District that could present a conflict of interest?

☐ **No** ☐ **Yes** *(If yes, please explain below):*

If appointed, are you willing to file a Statement of Economic Interests (Form 700) and complete mandatory state ethics and harassment prevention training?

☐ **Yes** ☐ **No**

SECTION 5: APPLICANT CERTIFICATION

I certify that the information provided in this Candidate Information Sheet, my Letter of Interest, and my Resume is true, complete, and accurate to the best of my knowledge. I understand that any falsification or omission may disqualify me from consideration or result in removal from office if appointed, and I authorize the District to verify my voter registration and residency within the District's boundaries.

Applicant Signature **Date**

DRAFT

MONTECITO WATER DISTRICT
MEMORANDUM

SECTION: 7-A

DATE: NOVEMBER 17, 2026

TO: BOARD OF DIRECTORS

FROM: GENERAL MANAGER

SUBJECT: ADOPTION OF ORDINANCE NO. 101 UPDATING WATER USE EFFICIENCY POLICIES AND RECOMMENDATIONS IN COMPLIANCE WITH AB 1572: PROHIBITION OF POTABLE WATER USE FOR NONFUNCTIONAL TURF

This item was reviewed by the Operations and Customer Relations Committee at its meeting on October 19, 2026, and the committee agrees with the recommendation.

RECOMMENDATION:

1. That the Board of Directors adopt Ordinance No. 101, an Ordinance of the Board of Directors of the Montecito Water District updating Water Use Efficiency Policies and Recommendations in compliance with Assembly Bill 1572, which prohibits use of potable water for the irrigation of nonfunctional turf.

DISCUSSION:

Attached is proposed Ordinance No. 101, an ordinance updating water use efficiency policies and recommendations in compliance with Assembly Bill (AB) 1572.

Previous Regulations and District Actions

In June 2022, following two consecutive winters of below-average precipitation statewide, the State Water Resources Control Board adopted emergency drought regulations prohibiting the irrigation of nonfunctional turf with potable water at commercial, industrial, and institutional (CII) properties. The District incorporated these restrictions into Emergency Drought Ordinance 97 and mailed notification letters to 201 CII customers. The District received 11 written requests for relief from the prohibition. Ultimately, the District did not identify nonfunctional turf within its service area.

As drought conditions improved, the District adopted Ordinance 98 in February 2023, relaxing certain water use restrictions while retaining the nonfunctional turf irrigation prohibition. In June 2024, the District adopted Ordinance 99, rescinding Ordinance 98 and establishing permanent water use efficiency policies. Ordinance 99 remains in effect but does not contain the broader CII nonfunctional turf irrigation prohibition established under the emergency regulations.

Unlike the emergency regulations adopted in 2022, AB 1572 establishes a permanent prohibition on nonfunctional turf irrigation, regardless of drought conditions. The legislation also establishes updated definitions, phased compliance deadlines, and new requirements for public water suppliers to update their policies, notify customers, and submit documentation of compliance to the State Water Resources Control Board beginning January 1, 2027.

AB 1572 Requirements

Assembly Bill 1572 (AB 1572), signed into law in October 2023, establishes a permanent statewide prohibition on irrigating nonfunctional turf (NFT) with potable water at commercial, industrial, and institutional (CII) properties, and on properties of homeowners' associations (HOAs), common interest developments, and community service organizations. The prohibition takes effect in phases beginning January 1, 2027.

California Water Code §10608.12 establishes the following definitions relevant to the nonfunctional turf irrigation prohibition:

- **"Nonfunctional Turf"** means any turf that is not functional turf, including turf located within street rights-of-way and parking lots.
- **"Functional Turf"** means a ground cover surface of turf located in a recreational use area or community space. Turf enclosed by fencing or other barriers to permanently preclude human access for recreation or assembly is not functional turf.
- **"Recreational Use Area"** means an area designated by a property owner or a governmental agency to accommodate human foot traffic for recreation, including, but not limited to, sports fields, golf courses, playgrounds, picnic grounds, and pet exercise areas. This recreation may be either formal or informal.
- **"Community Space"** means an area designated by a property owner or a governmental agency to accommodate human foot traffic for civic, ceremonial, or other community events or social gatherings.

The law provides exceptions for irrigation necessary to sustain trees and other perennial plantings, address immediate health and safety needs, and certain other uses. Cemeteries and agricultural irrigation are excluded from the prohibition. Individual residential landscapes are generally not subject to AB 1572.

The statewide prohibition takes effect according to the following schedule:

- **January 1, 2027:** Local government, public agency, and public water system properties
- **January 1, 2028:** All other commercial, industrial, and institutional properties
- **January 1, 2029:** HOA common areas, common interest developments, and community service organizations
- **January 1, 2031:** Qualifying public properties in disadvantaged communities, subject to State funding provisions

By January 1, 2027, pursuant to Water Code §10608.14, the District must:

1. Update its regulations, ordinances, or policies to incorporate the prohibition, applicable deadlines, and statutory exceptions.
2. Communicate the requirements to customers.
3. Submit a copy of its updated regulation, ordinance, or policy to the State Water Resources Control Board as part of its Urban Water Use Objective reporting.

Additionally, CII property owners with more than 5,000 square feet of irrigated area must certify compliance with the State Water Board beginning June 30, 2030. Similar certification requirements apply to HOAs, common-interest development, and community service organization properties beginning June 30, 2031.

Initial Assessment of District Service Area

The District serves approximately 4,700 customer accounts, primarily single-family residential properties that are not subject to the prohibition. Through the District's Water Budget tool, high-resolution aerial imagery and landscaping mapping have been developed to identify and quantify various landscape types, including turf. In addition, the California Water Efficiency Partnership (CalWEP) has developed a Landscape Area Measurement (LAM) Explorer to assist water suppliers in identifying and evaluating potential nonfunctional turf, using landscape data provided by the California Department of Water Resources (DWR). The release of this data has been delayed, but once available, the District intends to use the tool to supplement its existing landscape mapping to further assess potentially affected properties and support customer outreach.

Noncompliance and Enforcement

AB 1572 requires public water suppliers to update their ordinances, regulations, or policies by January 1, 2027. The District's proposed Ordinance No. 101 would replace Ordinance 99 to incorporate the requirements of AB 1572 while retaining the existing water use efficiency policies, enforcement procedures, and discretionary penalties for water waste violations, including written warnings and monetary fines.

AB 1572 authorizes, but does not require, public water suppliers to enforce the prohibition. Failure to comply with AB 1572 may result in statutory civil penalties of up to $1,000 per day under California Water Code §1846.

PROPOSED SCHEDULE:

The proposed schedule for implementation of Ordinance No. 101 is as follows:

- Newspaper notice concerning consideration of the Ordinance posted in the Montecito Journal on November 12, 2026
- November 17, 2026: Regular Meeting of the Board of Directors to consider adoption of Ordinance No. 101.
- November 17, 2026: Ordinance No. 101 becomes effective.

- Publication of Ordinance No. 101 in Montecito Journal on November 26, 2026.

Communication and Next Steps

The District will inform affected customers of the prohibition, exemptions, and compliance deadlines. Outreach may include customer notifications, website updates, and information about available conservation resources, including landscape conversion rebates and water conservation consultations.

ATTACHMENTS:

1. Proposed Ordinance No. 101 – an Ordinance of the Board of Directors of the Montecito Water District Updating Water Use Efficiency Policies and Recommendations.

ORDINANCE NO. 101

AN ORDINANCE OF THE BOARD OF DIRECTORS OF THE MONTECITO WATER DISTRICT UPDATING WATER USE EFFICIENCY POLICIES AND RECOMMENDATIONS

WHEREAS, the Montecito Water District ("District") is a County Water District formed under and pursuant to Section 30000, et seq. of the California Water Code, located in and serving the unincorporated areas of Montecito and Summerland within the County of Santa Barbara; and

WHEREAS, the mission of Montecito Water District is to provide an adequate and reliable supply of high-quality water to the residents of Montecito and Summerland, at the most reasonable cost. In carrying out this mission, the District emphasizes providing outstanding customer service, conducting its operations in an environmentally sensitive manner, and working cooperatively with other agencies.

WHEREAS, the District has a diverse water supply portfolio comprised of both rainfall-dependent and independent sources, including local and regional surface water, groundwater, and ocean desalination supplies; and

WHEREAS, the District may do any act necessary to furnish sufficient water in the District for any present or future beneficial use [California Water Code § 31020]; and

WHEREAS, consistent with its Urban Water Management Plan ("UWMP"), the District has taken extraordinary actions since 2017 to become less reliant on rainfall-dependent water sources and improve water supply reliability. These actions include: securing a right to store surplus water supplies in the Semitropic Groundwater Banking and Exchange Program for future use; participating in a 50-year water supply agreement with the City of Santa Barbara backed by the City's desalination facility; electing to manage groundwater supplies in the Montecito Groundwater Basin through the formation of a Groundwater Sustainability Agency in accordance with the Sustainable Groundwater Management Act; and implementing customer-focused tools and policies to drive stable, efficient water use and reduce demand; and

WHEREAS, in 2022, the District adopted a 5-year Strategic Plan, building on the UWMP and outlining actions for achieving the goal of water supply reliability, which actions include managing customer demands and establishing community partnerships for efficient water use; and

WHEREAS, declared State and local drought emergencies over the past decade illustrate the impacts of climate change, including increasingly erratic hydrologic conditions, which impact the potential availability of the District's water supplies and foster water supply challenges; and

WHEREAS, the District may establish rules and regulations for the sale, distribution and use of water [California Water Code § 31024] and to restrict the use and prohibit the wastage of water [California Water Code §§ 31026 – 31029]; and

WHEREAS, over the last decade, the District has adopted various ordinances in response to State and local drought emergencies which include provisions declaring water shortage

conditions, implementing mandatory and voluntary water use reduction measures, and recommending water use efficiency measures. Ordinance 99, adopted in June 2024, is the District's most recent ordinance establishing water use efficiencies and best practices, and water use prohibitions for all hydrologic conditions; and

WHEREAS, on October 13, 2023, the State of California enacted Assembly Bill 1572 (AB 1572), adding Section 10608.14 to the California Water Code prohibiting the use of potable water for irrigation of nonfunctional turf on specified properties, and requiring public water systems to incorporate those restrictions into their water service regulations, ordinances, or policies; and

WHEREAS, the District's reactive responses to changing hydrologic conditions, coupled with extraordinary proactive measures to shore up water supply reliability since 2017, have fostered community awareness of the ongoing water supply challenges and the importance of using water wisely and efficiently, as evidenced by District customers having reduced overall water use over the past decade by over 40% consistently; and

WHEREAS, in 2022, recognizing the importance of efficient water use, the District adopted its first Water Use Efficiency Plan (WUEP), a long-term plan targeting permanent reductions in customer water use achieved through various voluntary customer actions supported by District initiatives; and

WHEREAS, supported by the WUEP, the District provides effective customer tools focusing on water use efficiency. These tools include: smart water meters and the Watersmart user interface which work in concert to provide real-time water use monitoring and leak detection; data-driven evaluations and determinations of unique and efficient water use needs, including a Water Budget tool for every property; Smart Rebates targeting property improvements that result in a reduction in long-term water use; onsite water use audits to identify inefficient uses of water; and extensive public outreach providing real-time water use notices and educational materials; and

WHEREAS, water use efficiency remains a top District initiative irrespective of positive local hydrologic conditions and the District's fulsome water supply outlook because it extends the availability of the District's vital water resources, enhances long-term water reliability and security, and is mandated by the State through its Urban Water Use Objection regulations.

NOW, THEREFORE, IT IS HEREBY ORDAINED BY THE BOARD OF DIRECTORS OF THE MONTECITO WATER DISTRICT AS FOLLOWS:

The Board of Directors hereby updates its water use efficiency goals, best practices, and prohibitions, as follows:

1. **<u>Water Use Efficiencies and Best Practices</u>**. The following measures are widely publicized, encouraged, and/or recommended by the State and/or the District to further enhance water use efficiency and to reduce water waste:

DRAFT

a. Use District-provided smart water meters and the customer interface, WaterSmart, to monitor real-time water use and to identify potential leaks.

b. Redesign landscape to replace some or all vegetation with drought-tolerant or native plants.

c. Water lawns and outdoor areas only when needed. Most landscapes do not need to be watered daily, and excess watering not only wastes water but can cause harm to the landscape.

d. Improve irrigation management with the installation of a soil moisture sensor for measuring soil moisture and determining when irrigation is needed.

e. Replace or upgrade old irrigation systems with state-of-the-art efficient drip or spray systems.

f. Place 3” to 4” of mulch around trees and plants to retain moisture in the soil.

g. Set lawn mower blades at 3" to 4" to keep the lawn longer and retain moisture in the soil.

h. Install water harvesting and diversion features, such as rain gutters, rain barrels, in-ground storage, and rain gardens to capture runoff from roofs and pavement for use on the property and/or groundwater recharge.

i. Install or replace plumbing fixtures with water-conserving plumbing fixtures such as high-efficiency toilets, showerheads, and faucets.

j. Reduce the length of showers or the amount of water used for baths.

k. Turn off the water while brushing your teeth or shaving.

l. Install high-efficiency appliances, including washing machines and dishwashers.

m. Only wash laundry and dishes with full loads.

n. If on a septic system, install a “laundry-to-landscape” graywater system.

o. For pre-cleaning dishes, use a filled sink instead of running water.

p. Consider installing an instant water heater on sinks that are located far from the main water heater and/or a hot water recirculating system.

q. Wash vehicles using a waterless car wash product. A waterless car wash is an eco-friendly and efficient car wash that uses little or no water. Alternatively, use a commercial car washing facility.

r. Report broken, poorly timed, or misaligned sprinklers around the community.

s. After a power outage, irrigation timers often reset to default. Check irrigation timers often.

t. Replace batteries in irrigation timers annually.

DRAFT

u. Cover swimming pools, spas, and hot tubs to reduce water loss due to evaporation.

v. Hotels, motels, etc., offer an option of not laundering towels and linens daily and displaying a notice of this option.

w. Implement additional, available property-specific efficiencies as appropriate.

For any measure set forth above that requires compliance with a permit or regulation for implementation, such compliance is the responsibility of the individual(s) and/or owner(s) pursuing implementation, not the District.

2. **Prohibition Against Waste of Water**. It shall be unlawful for any District customer obtaining water from the District to waste that water. Examples of water waste include:

a. Washing of hard surfaces such as driveways, sidewalks, patios, and parking lots except where necessary to protect health and safety. Pressure washing for maintenance or repair is not considered water waste.

b. Applying water to landscaping during, and within 48 hours after, measurable rainfall of at least one-quarter inch of rain.

c. Applying water to outdoor landscaping in a manner that causes significant runoff such that water flows onto an adjacent property, non-irrigated areas, private and public walkways, parking lots, or structures.

d. Washing a vehicle without the use of a bucket and/or hose equipped with a hand-operated shut-off nozzle.

e. Using potable water in ornamental fountains or other decorative water features that do not use a water recirculating system.

f. Irrigating nonfunctional turf is prohibited on certain public, commercial, industrial, institutional, and residential association properties as set forth in California Water Code 10608.14 subject to the compliance dates set forth therein for each property type. Functional turf includes a groundcover surface of turf located in a recreational use area or community space (California Water Code 10608.12(m)). Nonfunctional turf means any turf that is not functional turf and includes turf located within street rights-of-way and parking lots (California Water Code 10608.12(u)).

g. Irrigating outdoor landscaping during the warmest part of the day when evaporation is the greatest. Irrigation is most efficient between evening and mid-morning, such as between the hours of 6 p.m. and 10 a.m.

h. Draining and refilling a swimming pool, spa, or hot tub more than once every five years.

i. Using potable water to fill and maintain the water level for unlined ponds.

j. Allowing an identified water line break or leak to continue without immediately making the necessary repairs or turning off the water service to the property temporarily until such time as the repair has been completed.

3. **Fines for Water Waste**.

   a. Fines for water waste under this Ordinance are authorized pursuant to California Water Code §§ 375- 378 et seq. and will fund conservation initiatives and targeted conservation outreach toward those who fail to avoid wasteful water use practices or conserve water; increased costs required to manage water waste; and the purchase, if necessary, of additional water supplies to offset wasteful consumption and protect the health and safety of all customers. The Board finds that the fines established under this section:

      i. Are not expected to exceed the funds required to provide water service.

      ii. Will not be used for any purpose other than to provide water service.

      iii. Will not exceed the proportional cost of water service attributable to any parcel.

      iv. Are imposed only where water service is actually used by, or immediately available to, a parcel.

   b. A written warning will be issued for the first identified incident of water waste. The District may impose a fine in the amount of $250 for the second identified incident of water waste, and doubling with each subsequent identified incident, up to a maximum of $1,000 for any single identified incident. Upon a fourth incident, or upon an earlier incident, if the General Manager determines the violations create a significant threat to the goals of this Ordinance, the General Manager may issue a written order for the installation of a flow restrictor on the service line or lines in question. The Board will be informed of flow restrictor orders when issued, and any appeal shall be heard as quickly as possible to allow a flow restrictor to be removed promptly should the Board grant the appeal.

4. **Appeals and Exceptions**.

   a. Any customer may appeal any decision made or fine imposed under this Ordinance to the Board of Directors by filing a written appeal with the District within 30 days of written notice of the decision or fine. A committee of the Board will hear the appellant and make a recommendation to the Board of Directors. The Board of Directors shall consider the recommendations of the committee. The District shall give the appellant written notice of the meetings at which the appeal will be considered by the committee and the Board of Directors.

   b. The Board of Directors may, in its discretion, continue a hearing, affirm, reverse, or modify the committee's recommendation and make any adjustments and impose any conditions it deems just and proper, if it finds one or more of the following: (1) the restrictions of this Ordinance would cause an undue hardship; (2) the granting of the appeal will not significantly adversely affect the goals of this Ordinance; (3) due to peculiar facts and circumstances, none of the provisions of this Ordinance

are applicable to the situation under consideration; or (4) error in the application of this Ordinance or other applicable rules or law.

c. The Board's decision shall be in writing and provided to the appellant and any other person who requests notice of the decision in writing. Such decisions are final as to the District and not subject to further appeal unless the Board of Directors' decision expressly provides otherwise. Judicial review of final decisions shall be available pursuant to the California Code of Civil Procedure § 1094.5.

5. **Suspension of Conflicting Ordinances and Rules and Regulations**. To the extent that the terms and provisions of this Ordinance are inconsistent, or in conflict with the terms and provisions of any prior District Ordinances, Resolutions, Rules, or Regulations, the terms of this Ordinance shall prevail, and inconsistent and conflicting provisions of prior Ordinances, Resolutions, Rules, or Regulations shall be suspended during the effective period of this Ordinance.

6. **Severability**. If any section, subsection, sentence, clause, or phrase of this Ordinance is for any reason held to be invalid, that invalidity shall not affect the validity of the remaining portions of this Ordinance. The Board of Directors hereby declares that it would have passed this Ordinance and each section, subsection, sentence, clause, or phrase thereof irrespective of the fact that any one or more sections, subsections, sentences, clauses, or phrases may be invalid.

7. **Customer Water Use Limitation**. Water use within the District's service area continues to be limited to that allowed under Ordinance 89, or any future amendments, modifications and/or revisions thereto.

8. **Effective Date**. This Ordinance shall become effective upon adoption and hereby rescinds Ordinance 99 in its entirety.

PASSED, APPROVED AND ADOPTED by the Board of Directors of the Montecito Water District this 17th day of November 2026.

AYES:
NAYS:
ABSENT:
ABSTAIN:

APPROVED:

_____
Brian Goebel, Board President

ATTEST:

_____
Nick Turner, Board Secretary

DRAFT

MONTECITO WATER DISTRICT
MEMORANDUM

SECTION: **7-B**

DATE: **NOVEMBER 17, 2026**

TO: **BOARD OF DIRECTORS**

FROM: **GENERAL MANAGER**

SUBJECT: **AUTHORIZATION OF CONSTRUCTION CONTRACT CHANGE ORDER NO. 4 WITH PACIFIC HYDROTECH CORPORATION FOR THE TERMINAL RESERVOIR SEISMIC RETROFIT AND REPLACEMENT PROJECT**

This item was reviewed by the Operations and Customer Relations Committee at their meeting on October 19, 2026, and the committee agrees with the recommendation.

RECOMMENDATION:

That the Board of Directors authorize Construction Contract Change Order No. 4 with Pacific Hydrotech Corporation for the Terminal Reservoir Seismic Retrofit and Replacement Project for the replacement of the access road for the not to exceed amount of $267,728.70.

DISCUSSION:

The District entered into an agreement with the State Water Resources Control Board in 2024 to secure $35M in funding (30% principal forgiveness and 70% loan at a 0% interest for 30 years) for the retrofit or replacement of eight District water storage reservoirs through the Additional Supplemental Appropriations for Disaster Relief Act (ASADRA) funding program. Resolution No. 2290, adopted by the Board of Directors on November 19, 2024, authorized the acceptance of the ASADRA funding and implementation of the Project. The Project will retrofit or replace eight reservoirs to ensure they can resist prescriptive seismic loading based on current design standards. The Project construction schedule spans six years due to operational limitations, having multiple reservoirs offline simultaneously.

The first reservoir reconstructed is Terminal Reservoir. A construction contract for Terminal Reservoir was awarded to Pacific Hydrotech on September 16, 2025, for the not to exceed amount of $6,382,500. Construction began in December 2025 and continues ahead of schedule. Current schedule indicates completion of the project in mid-December 2026.

Two construction contract change orders have been issued to date. Contract Change Order No. 1 was a no-cost change order that incorporated the most updated Federal Wage Determinations required for the project in the construction contract. Contract Change Order No. 2 was in the

amount of $51,122.73 and was for additional concrete required to achieve a level floor surface. Contract Change Order No. 3 was voided. With Contract Change Orders Nos. 1, 2, and 3, the total construction contract with Pacific Hydrotech is in the amount of $6,433,622.73.

Proposed Construction Contract Change Order No. 4, as recommended herein, would involve the removal and replacement of approx. 490 feet of the existing asphalt access road to Terminal Reservoir. The access road was in poor condition prior to construction and is in worse condition following twelve months of heavy construction traffic. The proposed replacement includes 4 inches of asphalt concrete (AC) over 12 inches of class II aggregate base material, including AC curbing/swale for drainage along the westerly side of the access road. Pacific Hydrotech's proposed cost to complete this work is $267,728.70. With proposed Contract Change Order No. 4, the construction contract with Pacific Hydrotech totals $6,701,351.43.

FISCAL IMPACT:

The projected costs for the Terminal Reservoir Project are shown in the table below. These costs include planning, bidding and construction phase costs. Also included in the table are the total estimated project costs (soft costs and construction costs) included in the ASADRA funding agreement for Terminal.

Item	Terminal Reservoir
Construction – Original Award	$ 6,382,500
Construction – Contract Change Orders 1-3	$ 51,122
Construction – Proposed Contract Change Order 4	$ 267,728
Project Management (Wood Rodgers)	$ 84,100
Construction Management (WSC)	$ 687,270
Environmental Consultant (Rincon)	$ 171,376
Total	**$ 7,864,499**
Approved ASADRA Funding	$ 5,697,804
Variance	$ (1,946,292)

The negative variance is attributable to (1) the addition of the reinforced concrete floor at Terminal Reservoir, which was approved by the Board in early 2025 and added approximately $1M in additional costs to the project.

ATTACHMENTS:

1. Proposal from Pacifica Hydrotech for Construction Contract Change Order No. 4

CHANGE ORDER NO.: 004

Owner:	Montecito Water District	Owner's Project No.:	P133
Const. Manager:	WSC (EOR: Tetra Tech)	CM Project No.:	1229-11918
Contractor:	Pacific Hydrotech Corporation	Contractor's Project No.:	C2527
Project:	Reservoir Seismic Retrofit and Replacement Project for Terminal Reservoir		
Contract Name:	No. P133 (Contract dated October 02, 2025)		
Date Issued:	November 05, 2026	Effective Date of Change Order:	November 05, 2026

The Contract is modified as follows upon execution of this Change Order:

Description:

- Remove existing asphalt access road and replace with 12" of Caltrans Class II base and 4" conventional hot-mix asphalt.
- Construct and install 250 LF of new 6" AC curb along access road.
- Cut 7,734 SF of existing native material to a depth of 12". Scarify, moisture condition, and recompact top 12 inches to 90%.
- Install three 1.5-inch Schedule 80 conduits from new chlorine equipment to exterior panel location outside of pump building *(see attachment for location and details).*

Attachments:

- Pacific Hydrotech Corporation letter dated November 04, 2026, PCO #004.2 – Remove/Replace Access Road & Conduit Installation *with backup documentation* (11 Pages).

Change in Contract Price	**Change in Contract Times**
Original Contract Price: $ 6,382,500.00	Original Contract Times: Substantial Completion: August 18, 2027 Ready for final payment: N/A
Change from previously approved Change Orders: $ 51,122.73	Change from previously approved Change Orders: None Substantial Completion: 0 days Ready for final payment: N/A
Contract Price prior to this Change Order: $ 6,433,622.73	Contract Times prior to this Change Order: Substantial Completion: August 18, 2027 Ready for final payment: N/A
Increase this Change Order: $ 267,728.70	Increase this Change Order: Substantial Completion: 10 days Ready for final payment: N/A
Contract Price incorporating this Change Order: $ 6,701,351.43	Contract Times with all approved Change Orders: Substantial Completion: August 28, 2027 Ready for final payment: N/A

EJCDC® C-941, Change Order, Rev.1.
Copyright© 2018 National Society of Professional Engineers, American Council of Engineering Companies and American Society of Civil Engineers. All rights reserved.

	Recommended by Construction Manager	Accepted by Contractor
By:	Blake Coffey	Eric L. Christensen Eric L. Christensen 2026.11.10 09:57:12 -08'00' 2026.002.22031
Title:	Blake Coffey, Construction Manager, WSC	Eric Christensen, Project Manager, Pacific Hydrotech
Date:	11/05/2026	
	Authorized by Owner	Accepted by Program Manager
By:		
Title:	Nick Turner, General Manager	Karl Meier, Program Manager, Wood Rodgers
Date:		

Copyright© 2018 National Society of Professional Engineers, American Council of Engineering Companies and American Society of Civil Engineers. All rights reserved.

November 4, 2026

City of Montecito
c/o WSC
583 San Ysidro Road
Santa Barbara, CA. 93108

Project: Reservoir Seismic Retrofit & Replacement for Terminal Reservoir

Reference: PCO #4 – Revised Remove/Replace Access Road & Conduit Installation

Dear Blake:

Pacific Hydrotech Corporation is providing you with a lump sum cost to remove and replacing the existing access road and conduit installations per the attached plans and details for the above referenced project.

Please see the attached excel sheet and change order request breakdowns which details all labor, equipment, materials, adds and deletions from our subcontractors and vendors.

This request for change order requires 10 additional calendar days if this change order is not approved in a timely manner.

Should you have any questions, please feel free to contact me at 951.704.0526.

Respectfully,

PACIFIC HYDROTECH CORPORATION

Eric Christensen
Project Manager

EC:sz

EQUIPMENT	Hours	Rate	Total
Spread/compact spoils around reservoir			
Service Truck	72.0	60.19	$ 4,333.68
JD Skip	64.0	43.76	$ 2,800.64
Bomag K300	64.0	110.40	$ 7,065.60
			$ -
			$ -
			$ -
Conduit installations			
Service Bed 3500	32.0	60.19	$ 1,926.08
JD Skip	32.0	43.76	$ 1,400.32
Cat 304 Mini Ex w/comp whl	32.0	41.76	$ 1,336.32
			$ -
			$ -
			$ -
			$ -
Fuel @ $5/gal	154.0	5.00	$ 770.00
Subtotal			$ 19,632.64
15% Mark Up		15%	$ 2,944.90
Total Cost			$ 22,577.54

MATERIAL	Qty.	Cost	Total
Sand Bedding	50.00	50.87	$ 2,543.50
Conduit installs	360.0	14.69	$ 5,288.40
Tetra Tech Detail 3			$ -
			$ -
			$ -
			$ -
Subtotal			$ 7,831.90
15% Markup		15%	$ 1,174.79
Total Cost			$ 9,006.69

SUBCONTRACT	Unit	Cost	Total
Regan Paving	1.0	$189,803.00	$189,803.00
Per attached plan			$ -
			$ -
			$ -
			$ -
			$ -
			$ -
			$ -
			$ -
Subtotal			$ 189,803.00
5% Markup		5%	$ 9,490.15
Total Cost			$ 199,293.15

LABOR	Hours	Rate	Total
Spread/compact spoils around reservoir			
Operator Foreman	72.00	113.76	$ 8,190.72
Operator Apprentice	64.00	82.42	$ 5,274.88
Labor	64.00	85.50	$ 5,472.00
			$ -
			$ -
			$ -
Conduit Installations			$ -
Operator Foreman	40.00	113.76	$ 4,550.40
Operator Apprentice	32.00	82.42	$ 2,637.44
Labor	32.00	85.50	$ 2,736.00
			$ -
			$ -
			$ -
			$ -
			$ -
			$ -
			$ -
			$ -
			$ -
			$ -
			$ -
			$ -
Subsistence - 4 Days		264.00	$ 1,848.00
Subtotal			$ 30,709.44
20% Mark Up		20%	$ 6,141.89
Total Cost			$ 36,851.33

Equipment Total Cost		$ 22,577.54
Material Total Cost		$ 9,006.69
Subcontracts Total Cost		$ 199,293.15
Labor Total Cost		$ 36,851.33
Subtotal		$ 267,728.70
Project Mgr Supervision	0%	$ -
Bond	0%	$ -
Insurance	0%	$ -
TOTAL COSTS		$ 267,728.70

Clarifications: 4" AC on 12" CL 2 base on 12" scarified native soil. Base and native soil compacted to 90%. Paving to match existing elevations and contours. Compaction testing by WSC, Inc. Spoils to be kept on site, spread and compacted around reservoir. **Conduit Installations** based on open cut installations, no rock encountered, with no utility conflicts. USA to be completed by MWD. Trench encroachment within tree canopies to be reviewed prior to mobilization. See attached plan for additional information. Asphalt trench patch to be completed per access road section and concurrent with the road access.

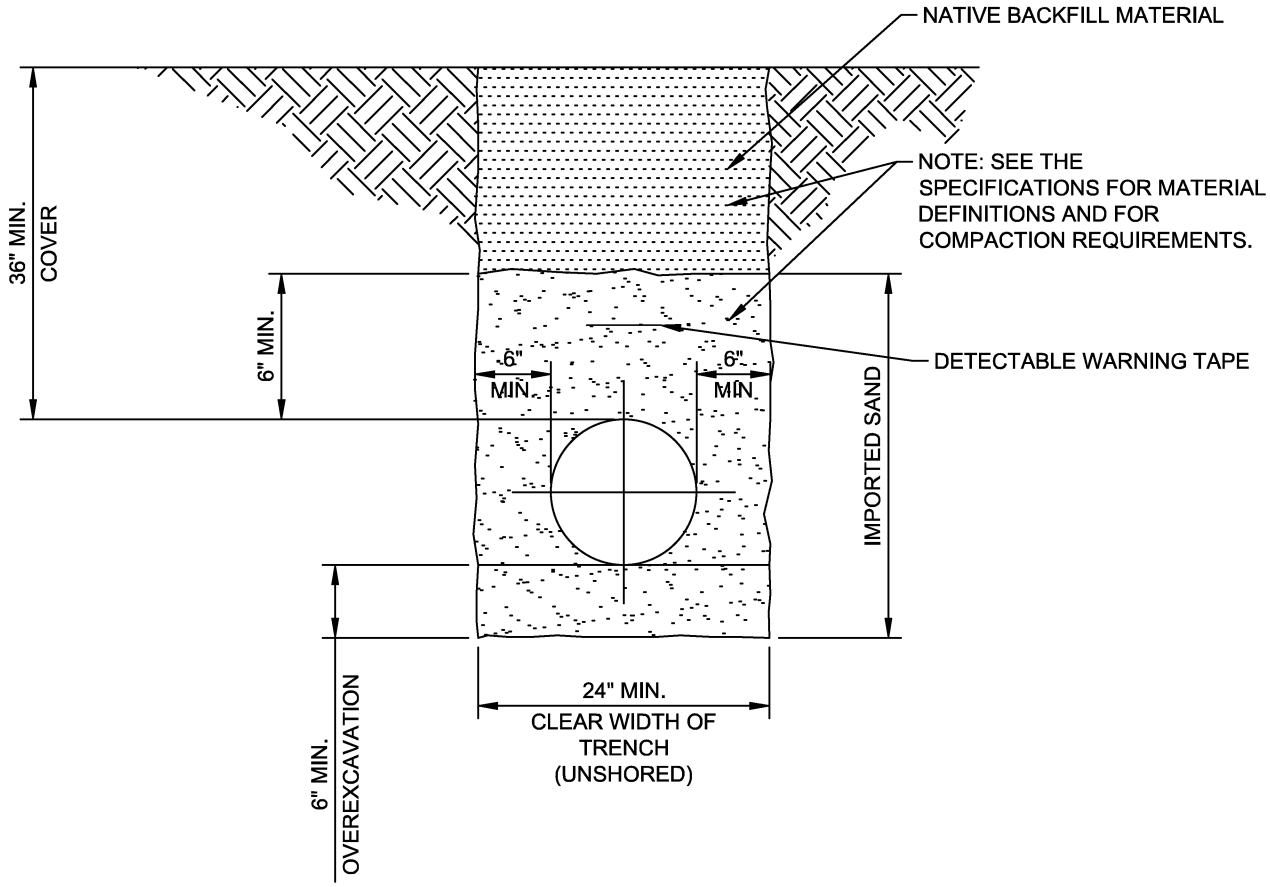

3 – PIPE TRENCHING DETAIL

SCALE: N.T.S.

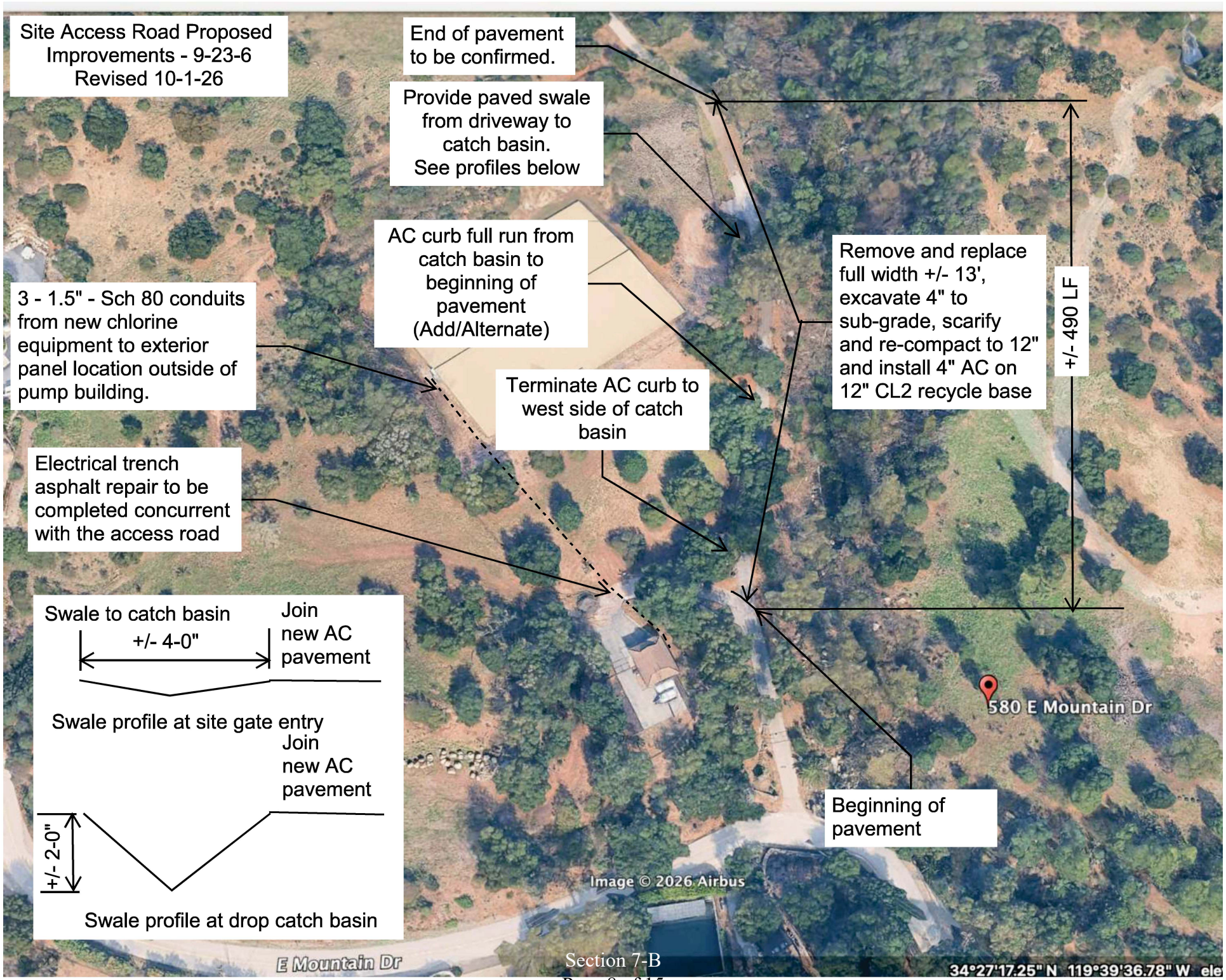
Site Access Road Proposed Improvements - 9-23-6 Revised 10-1-26
End of pavement to be confirmed.
Provide paved swale from driveway to catch basin. See profiles below
AC curb full run from catch basin to beginning of pavement (Add/Alternate)
3 - 1.5" - Sch 80 conduits from new chlorine equipment to exterior panel location outside of pump building.
Terminate AC curb to west side of catch basin
Remove and replace full width +/- 13', excavate 4" to sub-grade, scarify and re-compact to 12" and install 4" AC on 12" CL2 recycle base
+/- 490 LF
Electrical trench asphalt repair to be completed concurrent with the access road
Swale to catch basin
+/- 4-0"
Join new AC pavement
Swale profile at site gate entry
Join new AC pavement
+/- 2-0"
Swale profile at drop catch basin
580 E Mountain Dr
Beginning of pavement
Image © 2026 Airbus
E Mountain Dr
34°27'17.25" N 119°39'36.78" W

Regan Paving
ASPHALT ▪ SEALCOATING ▪ STRIPING
"Paving So. Cal. Since 1968"

22941 Temescal Canyon Road
Corona, CA 92883
Phone: 951-735-8100 | Fax: 951-735-8008

Proposal/Contract

Pacific Hydrotech Corporation
314 East Third Street
Perris, CA 92570

DATE	Proposal #
10/19/2026	47233

PROJECT

Montecito Retrofit & Reservoir for Park L

DESCRIPTION	TOTAL
Rev # : 11/4/2026	
Access Road : Remove / Replace - Demo, remove approx. 7,734 sf of existing asphalt paving - Sweep, clean and haul-off debris to dumpsite - Install 12" of Caltrans class II base to approx. 7,734 sf, fine grade, roll and compact - Apply tack and pave approx. 7,734 sf with 4" of conventional hot mix asphalt, roll and compact	131,478.00
6" AC Curb - Construct and install approx, 250 lf of new 6" ac curb	9,375.00
Grading - Cut approx. 7,734 sf of existing native material to a depth of 12" - Scarify, moisture condition and recompact top 12" *Cost is based on native material being dumped at Terminal Reservoir	48,950.00
General Notes Permits, testing and inspections by others. Water meter or source to be provided by others. Bid does not include any survey, redwood header, crushed aggregate base (CAB) fog seal, prime coat, sealcoat, striping, type I or type II road slurry (eas). Bid based on prevailing wages, normal business hours (Monday-Friday) & 1 mobilization	
TOTAL	$189,803.00

ACCEPTANCE OF PROPOSAL

The above prices, specifications and conditions are satisfactory and are hereby accepted. You are authorized to do the work as specified. Payment will be made as outlined above, at completion of project. It is also agreed to pay to Regan Paving any and all attorney fees and court costs if suit is instituted to enforce any of the terms of this agreement. This proposal is subject to the Terms and Conditions as outlined on the back page of this document. This proposal expires in 30 days of the date above.

Signature:_____ Customer	Date:_____
Signature:_____ Project Manager-Regan Paving License #538134 DIR #1000002950	Date:_____








AMERICA
RENTAL





Page left intentionally blank.

MONTECITO WATER DISTRICT
MEMORANDUM

SECTION: **7-C**

DATE: **NOVEMBER 17, 2026**

TO: **BOARD OF DIRECTORS**

FROM: **GENERAL MANAGER/GROUNDWATER SPECIALIST**

SUBJECT: **UPDATE ON DEVELOPMENT OF AN AQUIFER STORAGE AND RECOVERY PROGRAM FOR THE MONTECITO GROUNDWATER BASIN**

This information was presented to the Operations and Customer Relations Committee on November 9, 2026.

RECOMMENDATION:

Information Only

BACKGROUND:

The District has been actively exploring an Aquifer Storage and Recovery Program in the Montecito Basin over the past several years to bolster local drought resilience. GSI Water Solutions completed the Montecito Aquifer Storage and Recovery Feasibility (ASR) Study in May 2025. The study found injection in the Montecito Basin is feasible at four existing District potable wells with estimated injection rates of 72-96 acre-feet (AF) per year for a single-well program and 216-300 AF per year for a four-well program.

Development of the Montecito ASR program requires an application for a pilot injection well permit from the Regional Water Quality Control Board (RWQCB). The pilot injection well would be at the District's Paden 2 well, which has the highest potential injection rates of 6-8 AF per month (72-96 AF per year). The application must include a technical report prepared by a licensed geologist. For this reason, in July 2026 the District contracted with Pueblo Water Resources Inc. (Pueblo) to assist the District with developing the application materials. The application must fully describe the project, including the hydrogeologic setting, design flow rates, water quality constituents and concentrations, drawings, and a degradation analysis.

DISCUSSION

The ASR Feasibility Study provided an initial estimation of the potential injection capacity for the Paden 2 well of 45 to 65 gallons per minute (gpm), which was appropriate for the high-level screening performed as part of the Study. However, an ASR well's injection capacity depends on a variety of site-specific factors that the initial estimate did not consider. In Fall 2026, Pueblo and District staff reviewed regional and site-specific data to develop a Site-Specific Injection Capacity Analysis (Analysis). This analysis is intended to refine the estimated injection capacity for the Paden 2 well.

A draft Analysis has been reviewed by District staff. The Analysis evaluates several factors that can limit injection and production rates of ASR wells. These include:

- Available Draw up: Non-pressurized and Pressurized
- Well Response to Injection
- Backflushing Capacity
- Downhole Velocity
- Aquifer Responses to ASR
    - Hydrofracturing
    - Offsite Impacts Limits (nearby wells and other effects)

Table 1 shows the analysis results. Paden 2 is estimated to have a long-term injection capacity of approximately 45 to 70 gpm, depending on water-level conditions. The Well Response to Injection capacity criterion represents the primary constraint under high water-level conditions, and the Hydrofracturing Potential criterion represents the primary constraint under low water-level conditions. This aligns with the initial estimate of the potential injection capacity GSI developed in the ASR Feasibility Study.

Table 1: Injection Capacity vs. Constraint

SWL[1] (ft bgs)	Injection Capacity (gpm) vs. Constraint					
	Well Response		Back-flushing	Downhole Velocity	Hydro-fracuring	Offsite Impacts
	Non-Pressurized	Pressurized				
50	**45**	107	162	204	53	151
100	89	152	102		**67**	305

Notes:

1 - Static Water Level (SWL)

Primary limiting factors shown in **bold** type.

SCHEDULE:

Pueblo is currently preparing a proposed Work Plan to be used for the permitting of the Pilot well and construction and testing phases. With completion of the Analysis, preparation of the permit application may begin, with submission to the RWQCB as soon as Spring 2027. The RWQCB timeline for permit application reviews is 6 months. During the State's review period, work on Phase 2 of the project could be performed, including preparing construction plans and specifications and bidding, positioning the District to implement the ASR pilot test program as early as Early 2028.

ATTACHMENTS:

1. Presentation - Update on Development of an ASR Program for the Montecito Groundwater Basin

Montecito Water District

Agenda Item 7-C
Update on Development of an ASR Program for the Montecito Groundwater Basin

Regular Meeting of the Board of Directors
November 17, 2026

Purpose

- Development of an Aquifer Storage and Recovery Program (ASR)
  - **Phase 1: Pilot injection well**
    - Requires an application for a pilot injection well permit
      - Regional Water Quality Control Board (RWQCB)
    - Testing and Reporting
  - Phase 2: Expand program to additional MWD wells (~3 wells)

- Utilize study results of Montecito ASR Feasibility Study (GSI-2025)
  - Paden 2 well Recommended as initial pilot injection well
    - Highest potential injection rates

Background

- Montecito ASR Feasibility Study (GSI-2025)
  - Identified existing MWD wells suitable for ASR retrofitting
  - High-level Cost/benefit analysis
  - Provided first-approximation estimates of injection
    - Paden 2 estimate injection rate: 45 – 65 gpm

Paden 2 Well





Background

- Contracted with Pueblo Water Resources for Pilot Test Project
  - Phase 1: Permitting
    - Included in FY2027 Budget ($80,000)
    - Site Specific ASR Capacity Analysis – **Final Draft Complete**
    - ASR Pilot Test Work Plan – **Under development**
    - RWQCB Permitting
  - Phase 2: Construction
    - Scope, budget, schedule based on Phase 1 findings
    - Plans, Specs, Bidding
    - ASR Pilot Test Implementation
    - Data Analysis and Reporting

Injection Capacity Analysis

- Purpose: Refine Site Specific Capacity for ASR at Paden 2
  - Informs:
    - Pilot Test Work Plan
    - RWQCB Permit Application
- Data Reviewed
  - Regional and Site hydrogeology
  - Drilling and Well Construction
  - Well Performance
  - Water Levels
  - Aquifer Properties (e.g. transmissivity)

Paden 2 ASR Injection Capacity Analysis

- Analyzed several **factors** to determine maximum injection and production rates
  - Available Draw up (Non-pressurized and Pressurized)
  - Well Response to Injection
  - Backflushing Capacity
  - Downhole Velocity
  - Aquifer Response to ASR
    - Hydrofracturing
    - Offsite Impacts Limits
- All methods dependent on static groundwater levels (SWL)
  - Analysis estimates assumed high and low SWL (50’ bgs – 100’ bgs)

Paden 2 ASR Injection Capacity Analysis Results

- Analysis Results
  - Low end: 45 gpm (50’ bgs – SWL)
  - High end: 67 gpm (100’ bgs – SWL)
- Similar to GSI first approximation: 45-65 gpm

SWL[1] (ft bgs)	Injection Capacity (gpm) vs. Constraint					
	Well Response		Back-flushing	Downhole Velocity	Hydro-fracuring	Offsite Impacts
	Non-Pressurized	Pressurized				
50	**45**	107	162	204	53	151
100	89	152	102		**67**	305

Notes:

1 - Static Water Level (SWL)

Primary limiting factors shown in **bold** type.

Work Plan Overview

- Evaluate:
  - Need for and location of monitoring well(s)
  - Well rehabilitation/cleaning required to prepare the well
- Identify:
  - Modifications to Pump/Motor/Discharge head
  - Above-ground facility improvements
- Develop:
  - ASR pilot test program
  - Sampling and Analysis Plan (SAP)
  - ASR pilot test schedule

Basin Plan Objectives

- RWQCB's Water Quality Control Plan for Central Coastal Basin
  - Montecito Basin not included and therefore has no established Water Quality Objectives
  - Plan often limits injection amounts based on water quality
    - Boron: Range in California 0.2 – 2.0 mg/L
    - Sulfate: Range in California 45 – 850 mg/L

Parameter	Units	Median Groundwater Quality Objectives			Secondary Maximum Contaminant Level	Source Water						Groundwater				
						Cater TP	Bella Vista TP	Santa Barbara Desal	January 2025 Sample[1]	February 2025 Sample[2]	March 2025 Sample[3]	Amapola	Ennisbrook 2	Ennisbrook 5	Paden	Basinwide[4]
		Goleta	*Santa Barbara*	*Carpinteria*		Average	Average	Average				Average	Average	Average	Average	Average
Sulfate	mg/L	250	150	150	250 - 500	276	213	3	263	234	244	227	209	245	135	268
Boron	mg/L	0.2	0.2	0.2	-	0.4	ND	0.8	0.2	0.1	0.3	0.1	0.1	0.1	0.0	0.1

Notes:

1) Collected from MWD Distribution System - Blend of 55% cater and 45% Bella Vista TP.

2) Collected from MWD Distribution System - Blend of 54% cater and 46% Bella Vista TP.

3) Collected from MWD Distribution System - Blend of 70% cater and 30% Bella Vista TP.

4) Excludes data from shallow wells and data prior to 2000

Suggested Permitting Approach

- Compliance with RWQCB Basin Plan is not applicable
  - No water quality objectives defined for Montecito Basin
- Injected Water will meet State/Federal Drinking Water Standards
- Boron objective exist in other Basin Plans to protect agriculture
  - Limited agriculture exists over the basin
- Boron and Sulfate objectives inconsistent across basins statewide
- Put & take operation near well (no impact on basin)
  - Pilot study used to verify operation
  - Monitoring well(s) used long term

Schedule / Next Steps

Complete Draft Work Plan / RWQCB Permit Application
Dec 2026 – Feb 2027

RWQCB Permit Application Submission
Mar-Apr 2027

RWQCB Permit Review
6 months

Estimate Permit Approval
Sept-Oct 2027

Concurrently

Begin Phase 2
Spring/Summer 2027

Retrofitting and Construction
~ Oct 2027

ASR Pilot Testing
Early 2028

Questions

MONTECITO WATER DISTRICT
MEMORANDUM

SECTION: 7-E

DATE: NOVEMBER 17, 2026

TO: BOARD OF DIRECTORS

FROM: WATER CONSERVATION SPECIALIST

SUBJECT: UPDATE ON THE SMART REBATE PROGRAM AND DISCUSSION OF WATER PRESSURE REGULATOR REBATE

This item was reviewed by the Operations and Customer Relations Committee at their meeting on November 9, 2026.

RECOMMENDATION:

That the Board of Directors file this update on the Smart Rebates Program and staff's review of a pressure reducing valve (PRV) rebate. No new rebate is recommended at this time.

DISCUSSION:

The District's *2022 Water Use Efficiency Plan* (WUEP) provides a long-term strategy to improve customer water use efficiency through conservation programs, incentives, and education. The WUEP identifies 20 conservation measures, including rebates intended to encourage water-efficient improvements. In December 2022, the District launched a pilot rebate program incorporating ten of those measures. The pilot provided an opportunity to evaluate customer participation and the effectiveness of financial incentives.

The Smart Rebates Program is reviewed annually and has undergone two reviews since the Pilot launch: January 2024, when the Board established it as a long-term program and revised eligible rebate dollars, and March 2026, when the Landscape Conversion/Improvement rebate increased from $1 to $3 per square foot. The California Water Efficiency Partnership (CalWEP) assists with rebate processing and administration. Current rebate categories include mulch, indoor appliances, high-efficiency toilets, smart irrigation controllers, drip irrigation, and landscape conversion.

Smart Rebate Program Participation

From December 2022 through October 2026, the District awarded 158 rebates totaling $92,856.25. Mulch rebates accounted for the largest number of awards (61), while landscape conversions accounted for the greatest rebate dollars ($51,939). The most recent figures include 23 rebates totaling $13,329.74 in 2026. As with past program participation, most rebates awarded to date have gone to single-family residential customers. Only one of the rebates in the tables below was to a non-residential customer.

Table 1 – Summary of Rebates Awarded Since December 2022

Year	Rebates Awarded	Rebate Amount
2022	2	$170.00
2023	49	$30,926.55
2024	56	$29,843.73
2025	28	$18,586.23
2026 YTD	23	$13,329.74
Total	**158**	**$92,856.25**

Pressure Reducing Valve Rebate Review

As part of its ongoing evaluation of Smart Rebates, staff reviewed the potential addition of a pressure reducing valve (PRV) rebate. Consistent with the WUEP's focus on water use efficiency, the review considered potential water savings, customer benefits, and whether a separate financial incentive is warranted.

PRVs help manage high incoming water pressure. Two types of PRV rebates identified:

- **Whole-property PRV:** Installed on the customer service line and reduces pressure to plumbing and fixtures throughout a property.
- **Irrigation-only PRV:** Installed on the irrigation system and reduces pressure to improve irrigation performance. Can improve sprinkler performance where excessive operating pressure causes misting or other inefficiencies.

Potential water savings depend on site conditions, equipment, and existing pressure, making savings difficult to estimate consistently.

Staff identified eight California urban retail water suppliers offering PRV rebates, approximately 2% of the 408 suppliers reviewed. Five offer whole-property rebates, two offer irrigation-only rebates, and one offers both. Whole-property incentives generally range from $50 to $150 and are often associated with pressure near or above 80 pounds per square inch (psi). The California Plumbing Code requires pressure regulation when static pressure exceeds 80 psi. Irrigation-only incentives typically focus on achieving appropriate operating pressure rather than a fixed system-pressure threshold.

A regional program evaluation from the Inland Empire Utilities Agency (IEUA) also raises questions about the cost-effectiveness of PRV incentives. IEUA reported a 27.01-year program payback and a cost of $2,242 per acre-foot saved for its FY 2019–2020 pressure-regulation program. A separate analysis of 484 PRV installations found that 48% of properties had unchanged or increased water use after pressure reduction. IEUA nevertheless identified customer service and pressure management as continuing benefits of the program. (IEUA, Regional Water Use Efficiency Programs Report, FY 2019–2020).

Pressure within Montecito Water District service area can exceed 100 psi, with some areas as high as 150 psi. A properly functioning whole-property PRV helps protect private plumbing and

equipment, but its primary function is pressure management, not a stand-alone conservation measure. Irrigation-only PRVs may reduce waste under excessive pressure, but the need and appropriate device vary by site. The District already requires pressure regulation for eligible spray-to-drip conversions under its drip irrigation rebate.

While PRVs provide important pressure management and plumbing protection benefits, their potential water savings depend on site-specific conditions. Given the uncertainty around customer need and measurable savings, and the District's existing support for irrigation pressure regulation through its drip irrigation rebate, staff do not recommend establishing a separate PRV rebate at this time. Existing incentives remain focused on measures with more clearly established water efficiency benefits.

Staff recommend expanding educational outreach on pressure management. This could include additional information on the District website explaining the purpose of PRVs, signs of excessive pressure, what a PRV looks like, when to have a qualified professional evaluate pressure, and the benefits of appropriate irrigation operating pressure. The District could also share these resources through existing customer communications and conservation site visits. This approach would help customers make informed decisions without establishing a new rebate.

FISCAL IMPACT:

None.

ATTACHMENTS:

None.

Page left intentionally blank.

MONTECITO WATER DISTRICT
MEMORANDUM

SECTION: **7-F**

DATE: **NOVEMBER 17, 2026**

TO: **BOARD OF DIRECTORS**

FROM: **PUBLIC INFORMATION OFFICER**

SUBJECT: **CUSTOMER RELATIONS AND PUBLIC INFORMATION UPDATE**

RECOMMENDATION:

Information only.

DISCUSSION:

Communications are consistent with the District's 2022 5-Year Strategic Plan and regional and State initiatives, including "Water Conservation is a California Way of Life". District outreach methods include e-News, bill inserts, bill messages, press releases, website updates, articles, social media posts, advertisements, presentations to community organizations, and participation in events. Daily customer contact is an essential District role conducted by an informed and responsive customer service team and staff.

In addition to outgoing information, incoming public information is vital to the functioning of the District. Timely relay of relevant community news and safety updates is ongoing to staff, the Board, and to the wider community as appropriate. Current pertinent topics include the historically strong El Niño weather pattern and seasonal water efficiency. Activity this month includes:

- **Bill insert / flyer** (Attachment 1) Distributed to customers and posted to the website, this document provides numerous updates, including information on the District's potential sale of partial State Water Project contract interests. The page dedicated to State Water Project on the District website now contains links to recent press releases and other pertinent information for ease of reference.
- **Montecito Beautification Day** Select staff participation, November 7, 2026. Montecito Association recognized the District for completing the Enchanting Demonstration Garden with an award presented by Roy Lee, First District Supervisor, Santa Barbara County Board. General Manager Nick Turner received the award on behalf of the District.
- **Charitable Donations Collection: November -December** Boxes are located at the District Office for Thanksgiving and December holidays in collaboration with Unity Shoppe and Toys for Tots.

ATTACHMENTS:

1. Bill Insert
2. Enews excerpt



State Water: Partial Sale Opportunity

To bolster water supply diversification and dependability, Montecito Water District's Board of Directors is advancing an opportunity to permanently sell a portion of the District's interests in the State Water Project. Actions taken over the past decade (desalination, sustainable groundwater management, groundwater bank storage, and more) have permanently reduced the District's need for State Water. Water supply planning is multi-faceted and projects like these are years in the making.

Here is a summary of key points:

- With this proposed sale, the District would **keep more than half** of its rights to available water and conveyance through the State Water Project.
- State Water has not been used to meet customer demands since 2019, and its projected use in the future, even under severe drought conditions, is limited.
- State Water deliveries are highly variable, yet participation costs the District more than $5 million every year, even if we don't receive a drop of water.
- State Water allocations are lowest in drought years, so when our other sources are more likely to be depleted we can't depend on State Water to be available.
- The goal is to sell a portion of a costly asset in order to reinvest in solutions that will better serve our community's needs.
- Divesting a portion of the contract will provide funds for initiatives such as obtaining more locally controlled water supplies and / or accelerating infrastructure improvements so the District can continue to increase water portfolio diversity and reliability.
- This project is in the beginning stages and will take time to complete. Customer interest is always welcome.

Our Water Supply is Diverse

Security, Flexibility, Reliability.
For a more resilient community.

Groundwater Wells
LOCAL SOURCE, SINCE 1921
Montecito Groundwater Basin, managed under the Sustainable Groundwater Management Act.

Jameson Lake & Doulton Tunnel
LOCAL SOURCE, SINCE 1930
District-owned reservoir and conveyance tunnel.

Cachuma Project *(Lake Cachuma)*
LOCAL SOURCE, SINCE 1958
Federal Bureau of Reclamation entitlement, delivered via the South Coast Conduit.

State Water Project
IMPORTED SOURCE, SINCE 1997
California's Department of Water Resources runs this user-financed water storage and delivery system throughout the State.

Stored Water
NON-LOCAL SUPPLY, SINCE 2017
The District saves surplus wet-year water in Semitropic's Groundwater Storage Bank for later use.

Ocean Desalination
LOCAL SOURCE, SINCE 2022
50-Year Partnership in the City of Santa Barbara's Charles E. Meyer Desalination plant.

Conservation
LOCAL SOURCE
Not dependent on rainfall. The less water used, the less water needed.
Efficient use reduces costs.

Learn more about the State Water Project

Scan for Website

We Serve the Public

Presentations, discussions, and public comment from recent meetings are readily available on our web site. We've also posted more content in articles and a summary of questions and answers online. For this topic or other topics that interest you, we encourage you to view agendas and watch or attend future meetings. We want to hear from our customers, and we want customers to hear from us. Please contact us directly with any questions.

www.montecitowater.com | 805.969.2271 |

Winning Collaborations

PUBLIC SAFETY IS TOP PRIORITY



The Montecito Fire Department has established two new temporary firefighter housing locations on Montecito Water District properties for use during periods of elevated fire risk and other significant weather events. The sites are equipped with fire hydrants and located on the east and west ends of Montecito Fire Department's jurisdiction.

"By proactively positioning firefighters at these two locations on the far ends of our district, we can greatly reduce the time it takes to arrive on scene of a vegetation fire in remote wildland areas where our fire risk is the highest. We are exceedingly grateful to the Montecito Water District for coordinating with us on this project. It's just one example of the great partnership we have and our willingness to work together for the community's benefit."

- Montecito Fire Chief

Scan to read the full story ››



On behalf of Montecito Water District, Board President Brian Goebel receives a firefighter's bell as a symbol of appreciation from Montecito Fire Chief Brian Fallon and Division Chief Anthony Hudley.

Curious about this year's budget and planned Capital Projects? See the new summary online for Fiscal Year 2027.

BUDGET IN BRIEF

Customer water efficiency toolkit

Rebates
montecitowater.com/rebates

Water Budgets
montecitowater.com/waterbudgets

Demonstration Garden
montecitowater.com/garden

Smart Meters
montecitowater.com/smart

Conservation Visits
montecitowater.com/visit

Are You Rain Ready?

Learn about storm preparedness and sign up for safety alerts online at **READYSBC.ORG**

The District has local weather conditions and links to more resources on our website.

Excerpt from enews
(sent on 10-30-26)

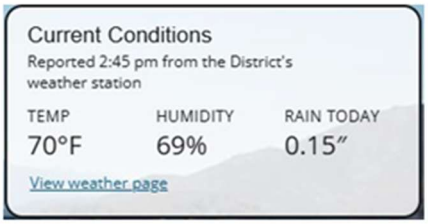

Happy New Water Year

October 1 - September 30 is known as the Water Year and we're off to a strong start with 4.86 inches in the past 30 days. Current weather conditions are posted on the District's home page, and if you're thirsty for more data, we've got a full page of resources for that, too.

Weather & Rainfall Data Page ››



Budget-in-Brief

A more visual summary of the District's adopted budget showing where funding comes from, where it goes, and top projects lined up for the year.

View Booklet ››



State Water Project Updates

The District is exploring an opportunity to sell about 40% of its State Water Project Contract interests, while retaining about 60%. The goal is to improve water supply reliability and diversification.

Learn More ››



Public Meetings

Five publicly elected Directors serve as the District Board responsible for policies and decision-making. Regular meeting schedules and agendas are online.

Learn More ››

The Latest News

Page left intentionally blank.

MONTECITO WATER DISTRICT
MEMORANDUM

SECTION: 7-G

DATE: OCTOBER 27, 2026

TO: BOARD OF DIRECTORS

FROM: GENERAL MANAGER

SUBJECT: GENERAL MANAGER REPORT

RECOMMENDATION:

Informational.

DISCUSSION:

The following summary provides the Board of Directors with a brief overview of progress:

Update on Polyfluoroalkyl (PFAS) in the Groundwater Basin

Polyfluoroalkyl (PFAS) substances are a large group of synthetic chemicals used in industrial and everyday consumer products for over 80 years. Often referred to as "forever chemicals" because their robust chemical bonds make them nearly impossible to break down naturally, PFAS are easily transported in water and can be found in water systems and drinking water supplies. When ingested, PFAS can accumulate in the body over time, and regular exposure is linked to certain health effects.

Currently, the California State Water Resources Control Board manages PFAS in drinking water through non-regulatory, health-based Notification and Response Levels that align with the US EPA's federally mandated Maximum Contaminant Levels (MCLs). Over the past several years, California has required public and private water systems to sample their water sources, including groundwater wells, for specific PFAS compounds. To date, the Montecito Water District, the only public water purveyor providing potable water services across the Montecito Groundwater Basin, has fully complied with all state monitoring requirements. The District has nearly completed its initial testing, with results showing no PFAS detections in any water source, including potable wells.

The District was recently informed that a groundwater well (Well) located within the central region of Storage Unit 3 of the Basin and used by a private water company as its sole source of potable water tested positive for PFAS. According to District records, this is the only known PFAS detection in the local groundwater supply. The District is working with representatives of the private water company to better understand and confirm the apparent presence of PFAS in the groundwater supply at this location and, if confirmed, to identify the extent of the contamination. Since testing positive for PFAS, the Well is no longer in use, and the District is providing temporary water service to residents previously served by the private water company. District Staff

are also collecting data on other wells in the region of the Well and conducting outreach to other known well operators in the region to determine the possible extent.

Update on ASADRA Reservoir Seismic Retrofit and Replacement Projects and Associated Funding Reimbursements

The ASADRA Reservoir Seismic Retrofit and Replacement Project will seismically retrofit, repair, and/or replace eight of the District's existing water storage reservoirs, with funding provided by the Environmental Protection Agency (EPA) through its Additional Supplemental Appropriations for Disaster Relief Act (ASADRA). Terminal, Park Lane, and Bella Vista Reservoirs are the first three reservoirs to be retrofitted. Construction began on the Terminal Reservoir in December 2025 and on the Park Lane Reservoir in July 2026. The current status of each reservoir is provided below.



Terminal Reservoir

Construction on Terminal Reservoir continues to progress ahead of schedule. Pacific Hydrotech's recent work has focused on removing the roof deck scaffolding after placing the concrete roof deck. The current schedule indicates project completion in mid-December 2026.



Park Lane Reservoir

Construction on Park Lane Reservoir is on schedule. Pacific Hydrotech is currently focused on installing formwork, reinforcement, and concrete placement for the interior wall footing and walls. The project is currently estimated to be completed in July 2027.

Bella Vista Reservoir

The Bella Vista Reservoir project bid advertisement occurred on September 3, 2026. Bids are scheduled to be opened publicly on November 24, with a Notice to Proceed with construction expected in mid-December 2026.

The District expeditiously compiles monthly reimbursement requests, which are reviewed by the finance department and submitted to the state along with quarterly progress reports. As of the date of this report, the District has spent approximately $7.1M on the ASADRA project and has been reimbursed for approximately $2.6M. The District expects to receive approximately $2.7M in reimbursements soon. While the average turnaround time for reimbursement thus far is about 68 days from request to payment, the District currently has reimbursement requests totaling approximately $4.3M outstanding, averaging 145 days, with one request exceeding 214 days. Staff

are actively working with the office of Assemblymember Gregg Hart to expedite the ASADRA reimbursements.

Table 1 – Summary of ASADRA Project Funding Reimbursement

INVOICE #	SUBM. DATE	TOTAL EXPENSES	INELIGIBLE	ELIGIBLE	REIMBURSED	OUTSTANDING	% ELIG EXP PD	DATE PAID	DAYS
1[A]	1/31/2025	$ 1,078,529	$ (35,081)	$ 1,043,448	$ 1,043,448	$ -	100%	6/2/2025	122
2	2/9/2026	$ 403,761	$ (66,022)	$ 337,739	$ 337,739	$ -	100%	5/8/2026	88
3	3/31/2026	$ 6,778	$ (2,016)	$ 4,762	$ 4,762	$ -	100%	5/8/2026	38
4	3/10/2026	$ 62,918	$ (10,561)	$ 52,357	$ 52,357	$ -	100%	5/8/2026	59
5	4/3/2026	$ 1,161,112	$ -	$ 1,161,112	$ 1,161,112	$ -	100%	5/8/2026	35
6	4/13/2026	$ 863,333	$ -	$ 863,333		$ (863,333)			214
7	5/29/2026	$ 904,473	$ (30,658)	$ 873,815		$ (873,815)			168
8	6/15/2026	$ 284,452	$ (8,696)	$ 275,756		$ (275,756)			151
9	7/16/2026	$ 702,630	$ (7,995)	$ 694,635		$ (694,635)			120
10	9/2/2026	$ 376,620	$ (43,132)	$ 333,487		$ (333,487)			72
11	11/2/2026	$ 1,222,771	$ (3,272)	$ 1,219,499		$ (1,219,499)			11
	GRAND TOTAL	$ 7,067,375	$ (207,433)	$ 6,859,943	$ 2,599,418	$ (4,260,525)	38%		

Update on Approvals and Reimbursements for FEMA-Eligible Projects

The District has five ongoing disaster recovery projects related to the 2018 Thomas Fire and Debris Flow and January 2023 winter storms. Through the Public Assistance grant program, these projects are 75% reimbursable by the Federal Emergency Management Agency (FEMA) and 18.75% reimbursable by the California Governor's Office of Emergency Services (CalOES). Table 2 summarizes expenses and reimbursements. The District is anticipating approximately $1M in FEMA reimbursements in the next 3-6 months. Staff continue to work with the offices of Congressman Salud Carbajal and Assemblymember Gregg Hart to expedite these reimbursements.

Table 2 – Summary of Outstanding FEMA Projects and Reimbursements

Project Name	Estimated Project Cost	Total Spent to Date	FEMA + CALOES + MWD + Cash Adv. Received	% Reimbursed of Actual Billed	Payments due to MWD	Anticipated Reimbursement Date
OPEN PROJECTS						
Alder Creek Flume	$ 3,240,000	$ 1,250,294	$ 786,816	62%	$ 483,818	Dec-26
Bella Vista Highline Repairs	$ 1,200,000	$ 440,904	$ 3,191,080	100%	$ -	
COMPLETED PENDING FEMA CLOSE OUT						
Juncal Pipeline	$ 5,461,744	$ 5,461,744	$ 4,807,569	88%	$ 654,175	Dec-26
ADMINISTRATIVE PROJECTS						
2018 Aministrative Costs	$ 287,978		$ 95,993	0%	$ -	2028
2023 Administrative Costs	$ 276,040		$ -	0%	$ -	2028
Total Open Projects	**$ 10,626,309**	**$ 7,313,490**	**$ 9,042,005**		**$ 1,137,993**	

Emergency Response Plan Update

In November 2025, the District contracted with Hazen and Sawyer to update its Risk and Resilience Assessment (RRA) and Emergency Response Plan (ERP), in compliance with the America's Water Infrastructure Act (AWIA) of 2018. AWIA requires all community drinking water systems serving more than 3,300 people to conduct a comprehensive RRA. This assessment evaluates a water utility's vulnerabilities to both malevolent acts (such as cyberattacks, physical tampering, or contamination) and natural hazards (such as severe weather, wildfires, or earthquakes). The RRA acts as the framework for the ERP.

AWIA requires the RRP and ERP to be reviewed and updated every five years. The recertification deadlines are June 2026 for the RRA and December 2026 for the ERP. In June 2026, the RRA was completed and certified ahead of the deadline. Since June, staff have worked with Hazen and Sawyer to review the ERP. ERP updates are minor and limited to administrative changes, including emergency contact information. Hazen and Sawyer is expected to provide the District with the final updated ERP in early December for certification by the December 31, 2026 deadline.

Doulton Tunnel Inspection Planned for 2027

The District owns and operates a 2.2-mile tunnel through the Santa Ynez Mountains that allows Jameson Lake deliveries to reach the South Coast and the District's service area. The tunnel itself experiences water intrusion (water entry from the surrounding soil and rock), which contributes to water deliveries from Jameson Lake. Tunnel intrusion is groundwater and depends heavily on rainfall. The tunnel itself should be inspected periodically to ensure structural integrity and to maintain a reliable delivery system. The tunnel hasn't been inspected in over a decade, and therefore an inspection is necessary. Staff plan to prepare for and perform a tunnel inspection in spring or summer 2027. Inspection requires significant coordination to ensure the safety of those involved.

Update on COMB's Sheffield Tunnel Pipeline Rehabilitation Project

In August 2026, the Cachuma Operations and Maintenance Board (COMB), the Joint Powers Authority (JPA) responsible for operating, repairing, and maintaining all Cachuma Project facilities, presented the Board with an overview of its Sheffield Tunnel Pipeline Rehabilitation Project. Sheffield Tunnel houses a portion of the South Coast Conduit (SCC) that delivers water from Cater Treatment Plant to the District service area. Failure of any portion of the SCC in this reach would temporarily leave the District without water deliveries from the Cachuma Project and deliveries made pursuant to the Water Supply Agreement with the City of Santa Barbara in connection with the City's desalination plant until repairs are complete. COMB has identified the need for a project to rehabilitate piping within the Sheffield Tunnel to improve long-term dependability.

The project involves implementing a solution to mitigate the risk of failure at six pipeline joints exhibiting cracked mortar and an increased risk of failure. The cause and timing of the cracking and displacement are unknown but are suspected to have occurred many years ago. COMB is not aware of an imminent risk of failure and indicates that if a failure occurs, repairs could be made within approximately 10 days. The District prepared its own demand analysis and determined that

its local water supplies (Jameson, Doulton, wells, storage) are projected to be sufficient to meet customer demand for a period of about 10 days at peak summer demand if failure of the SCC at Sheffield Tunnel were to occur. As demands decrease, such as during spring, fall, and winter, the District's ability to get by without SCC deliveries increases significantly.

COMB is working with the United States Bureau of Reclamation, the owner of the SCC, and the COMB member agencies to determine the appropriate long-term solution. In the meantime, COMB has a contingency plan in place and is prepared to act quickly if the pipeline fails. Additionally, an existing intertie between the City of Santa Barbara's water system and the SCC is currently being repaired and is expected to be operational soon if necessary. Note that this intertie is 6-inch diameter and therefore deliveries via the intertie are limited but will provide some water to the District and Carpinteria Valley Water District (CVWD).

Separately, the District will assess its existing interties with the City of Santa Barbara and CVWD, and the potential for new interties with these two agencies, to identify opportunities to supplement water supplies should a failure in the SCC at Sheffield Tunnel occur. Staff hope to have this evaluation ready for discussion with the Operations Committee in early 2027.

Cash Flow Forecast as of October 31, 2026

Cash flow is reviewed by District staff regularly to ensure sufficient cash to meet planned expenditures and to identify any near-term shortfalls that may require attention. At its November 12, 2026 meeting, the Finance Committee reviewed the latest cash flow forecast, which projects through the end of Fiscal Year 2027. Based on current projections, cash flow is sufficient to meet short-term obligations. However, significant uncertainty remains, including the timing of state funding reimbursements. The forecast will be updated as new information becomes available and reviewed monthly with the Finance Committee.

Montecito Water District

Fiscal Year 2027 | Three-Month Cash Flow Outlook

As of Period Ending October 31, 2026

	Status	Oct 2026	Nov 2026	Dec 2026	Jan 2027
		Actual	*Forecast*	*Forecast*	*Forecast*
OPERATING ACTIVITY					
Total Revenue		$2,818,411	$2,266,076	$1,924,287	$1,667,129
Total Expense		$1,871,678	$1,528,975	$1,988,221	$1,937,174
Net Surplus / (Deficit) from Operations		**$946,734**	**$737,101**	**($63,934)**	**($270,046)**
DEBT SERVICE					
Total Debt Service (2020A COPs + Cater Ozone)		-	-	**$139,547**	**$96,063**
CAPITAL EXPENDITURES					
Total Capital Expenditures		**$2,527,873**	**$2,085,183**	**$1,966,307**	**$1,054,955**
CAPITAL CONTRIBUTIONS (REVENUE)					
SWRCB ASADRA Reimbursements		-	$2,707,539	-	$333,487
FEMA / CalOES Reimbursements		-	-	$24,253	$65,353
Total Capital Contributions (Revenue)		-	**$2,707,539**	**$24,253**	**$398,840**
Net Capital Cash Requirement		**$2,527,873**	**($622,356)**	**$1,942,054**	**$656,115**
NET CHANGE IN CASH BEFORE FINANCING		**($1,581,139)**	**$1,359,456**	**($2,145,534)**	**($1,022,223)**
FINANCING — REVOLVING LINE OF CREDIT					
RLOC Principal Repayments		-	$2,707,539	-	-
RLOC Interest Paid		$10,125	$10,000	-	-
Net Financing		**($10,125)**	**($2,717,539)**	-	-
NET CHANGE IN CASH		**($1,591,264)**	**($1,358,083)**	**($2,145,534)**	**($1,022,223)**
CASH POSITION					
Beginning Cash		$17,376,043	$15,582,494	$14,224,412	$12,078,877
Ending Cash		***$16,514,740***	**$14,224,412**	**$12,078,877**	**$11,056,654**
Outstanding Payments		*($932,246)*	-	-	-
MINIMUM RESERVE TARGET — COMPONENTS					
Rate Stabilization		$2,300,000	$2,300,000	$2,300,000	$2,300,000
Operating		$3,800,000	$3,800,000	$3,800,000	$3,800,000
Capital and Emergency		$500,000	$500,000	$500,000	$500,000
SWP Prefunding (cumulative accrual)		$1,550,340	$1,937,925	$2,325,510	$2,713,095
Highline Repair Cash Advance (unspent)		$2,530,189	$2,017,884	$1,554,579	$1,554,579
CalOES Holdback Funds		$21,352	$21,352	$21,352	$21,352
Minimum Reserve Target		**$10,701,882**	**$10,577,162**	**$10,501,441**	**$10,889,026**
Optional Cushion		$1,000,000	$1,000,000	$1,000,000	$1,000,000
Reserve Target + Cushion		**$11,701,882**	**$11,577,162**	**$11,501,441**	**$11,889,026**
Deployable Cash (Excess of Reserve Target + Cushion)		**$4,812,858**	**$2,647,250**	**$577,436**	**($832,372)**
LOC draw limit (sum Outstanding ASADRA reimb.)		**$2,474,399**	**$3,801,877**	**$4,723,188**	**$5,460,362**
Difference (Positive Value = needed from reserves)		**($7,287,257)**	**($6,449,128)**	**($5,300,624)**	**($4,627,989)**